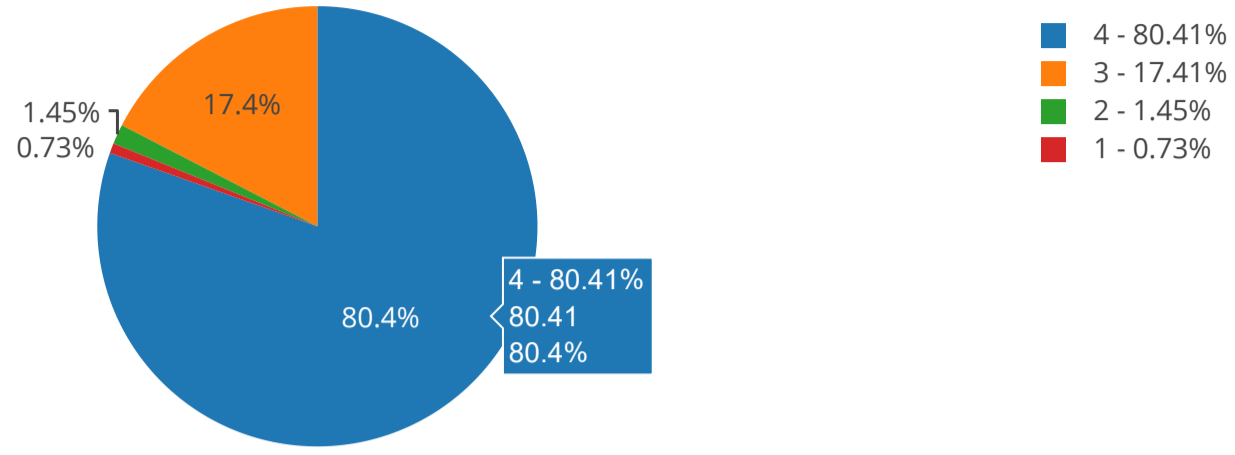


Q: 1 Information sharing about the institution and its various activities. સંસ્થા અને તેની વિવિધ પ્રવૃત્તિઓ વિશે માહિતીનું આદાનપ્રદાન.

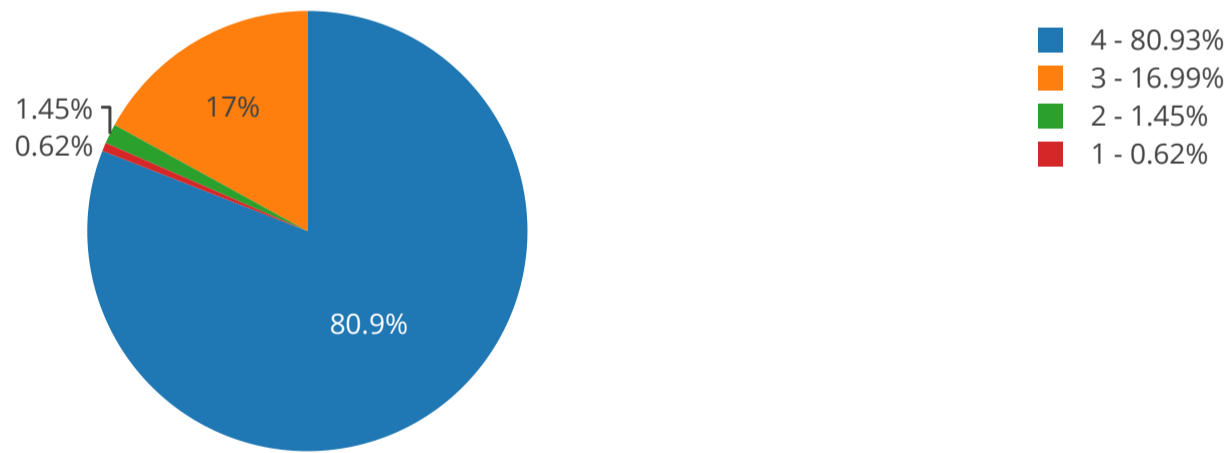
All values are in percentage(%)



Ans	Total	Percentage
1	7	0.73
2	14	1.45
3	168	17.41
4	776	80.41

Q: 2 Regularity of the teachers in taking classes. વર્ગો લેવામાં અધ્યાપકોની નિયમિતતા.

All values are in percentage(%)



Ans	Total	Percentage
1	6	0.62
2	14	1.45
3	164	16.99
4	781	80.93

Q: 3 Timely completion of the syllabus. સમયસર અભ્યાસક્રમ પૂરો કરવો.

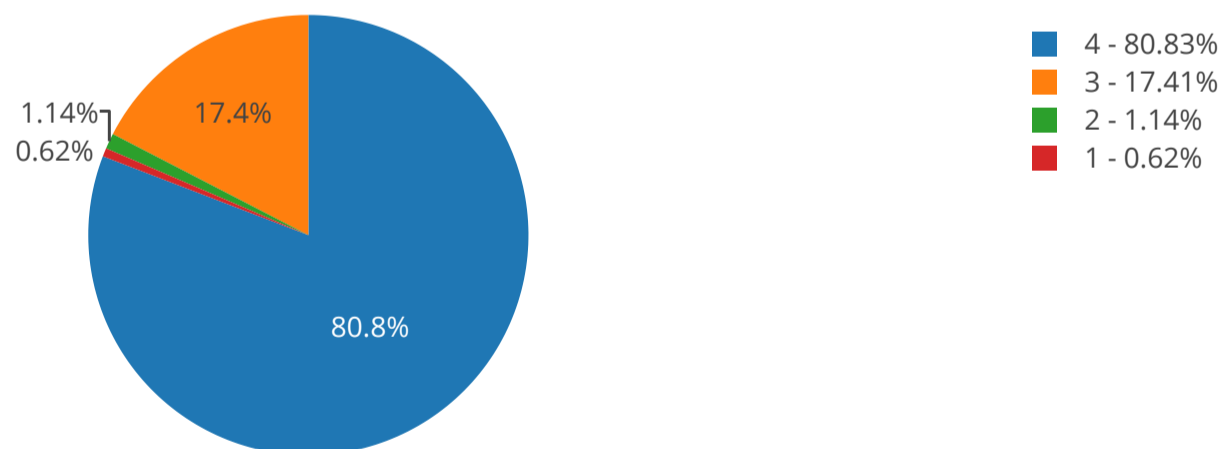
All values are in percentage(%)



Ans	Total	Percentage
1	6	0.62
2	6	0.62
3	171	17.72
4	782	81.04

Q: 4 The relevance of the Course content in terms of recent needs and advancements. તાજેતરની જરૂરિયાતો અને પ્રગતિના સંદર્ભમાં અભ્યાસક્રમની સામગ્રીની સુસંગતતા

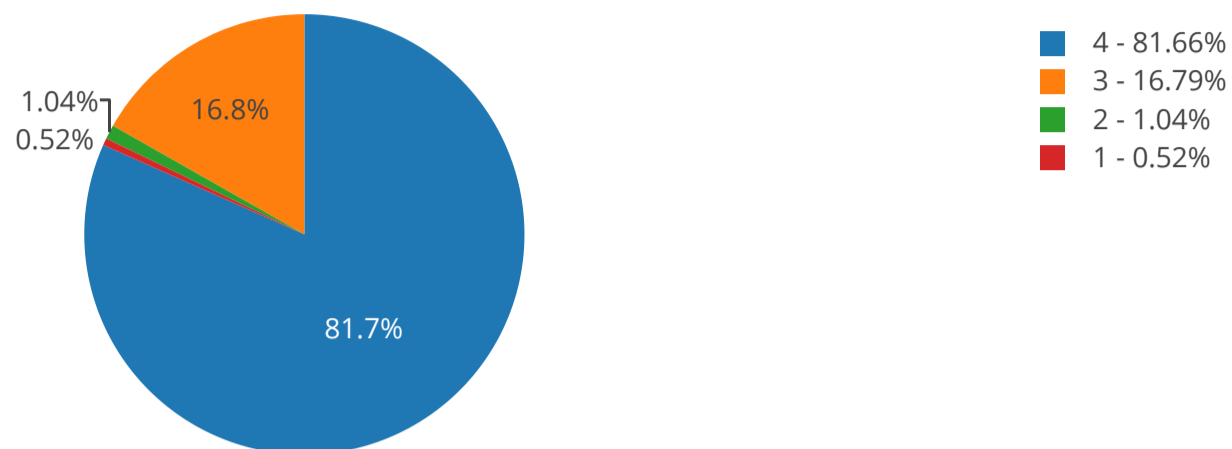
All values are in percentage(%)



Ans	Total	Percentage
1	6	0.62
2	11	1.14
3	168	17.41
4	780	80.83

Q: 5 Scope for use of innovative teaching methods (Group discussion, field visits, role plays, use of audio-visual aids, student seminar etc.). નવીન શિક્ષણ પદ્ધતિઓનો ઉપયોગ.

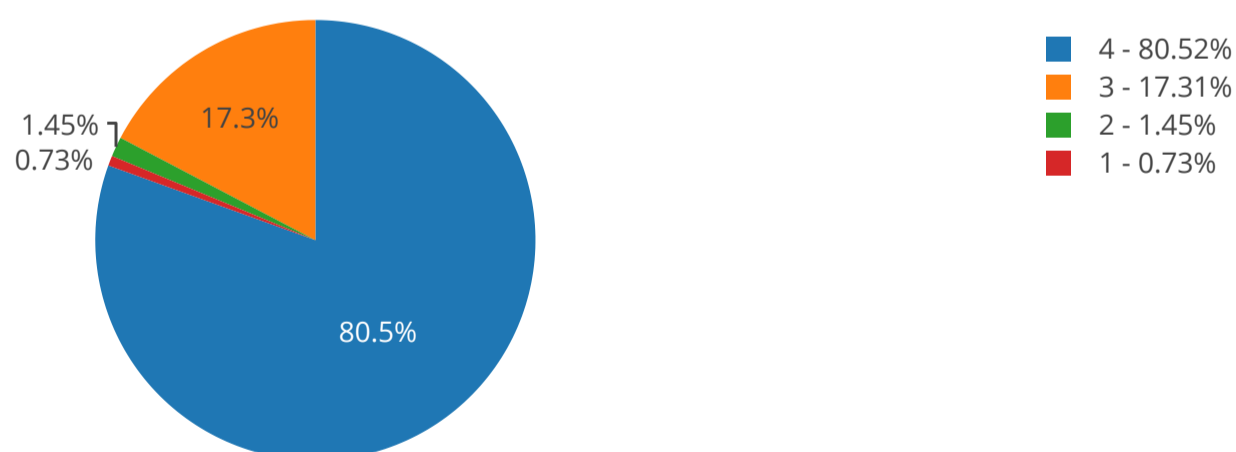
All values are in percentage(%)



Ans	Total	Percentage
1	5	0.52
2	10	1.04
3	162	16.79
4	788	81.66

Q: 6 Sincerity/Commitment of the teachers in terms of preparedness and interest in taking classes. વર્ગો લેવામાં સજ્જતા અને રસના સંદર્ભમાં શિક્ષકોની પ્રામાણિકતા/પ્રતિબદ્ધતા

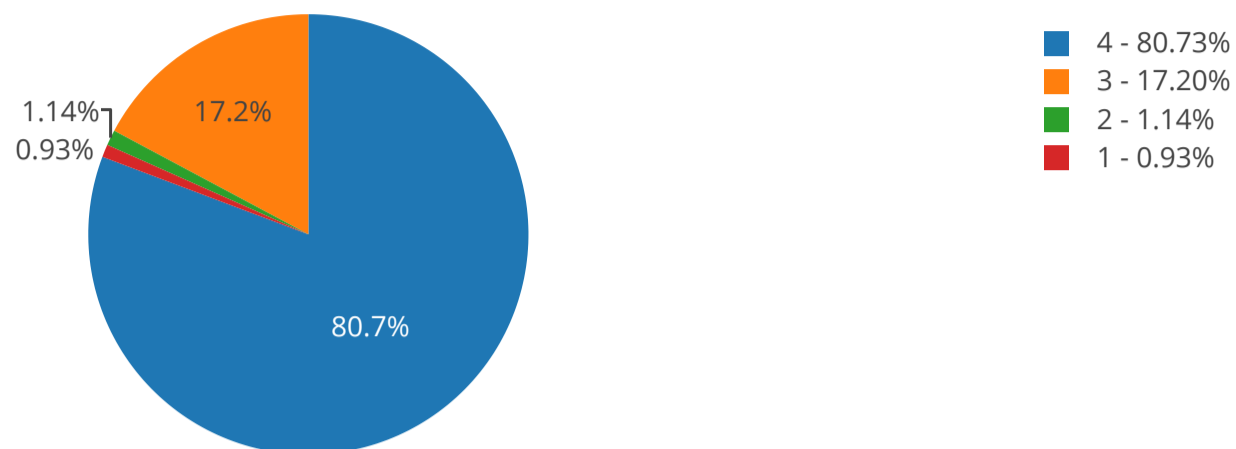
All values are in percentage(%)



Ans	Total	Percentage
1	7	0.73
2	14	1.45
3	167	17.31
4	777	80.52

Q: 7 Teachers' approach towards varied academic interest of students irrespective of ethnicity, culture, background and gender. અધ્યાપકોનો વિદ્યાર્થીઓ પ્રત્યે સમાન અભિગમ.

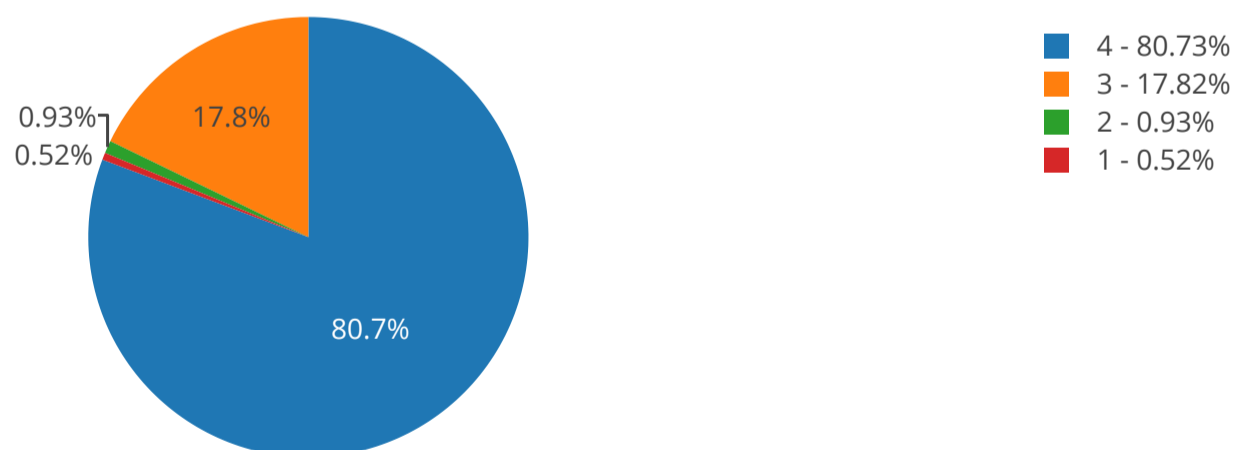
All values are in percentage(%)



Ans	Total	Percentage
1	9	0.93
2	11	1.14
3	166	17.20
4	779	80.73

Q: 8 Availability of the faculties outside the classroom. વર્ગખંડની બહાર અધ્યાપકોની ઉપલબ્ધતા.

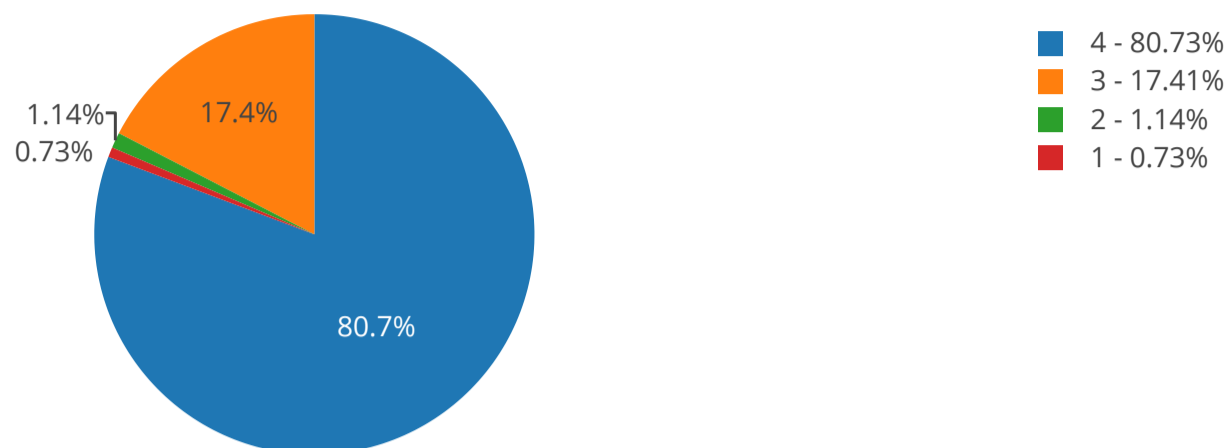
All values are in percentage(%)



Ans	Total	Percentage
1	5	0.52
2	9	0.93
3	172	17.82
4	779	80.73

Q: 9 Physical facilities of the institution (Classrooms, Labs, Library, Hostel etc.). સંસ્થાની ભૌતિક સુવિધાઓ.

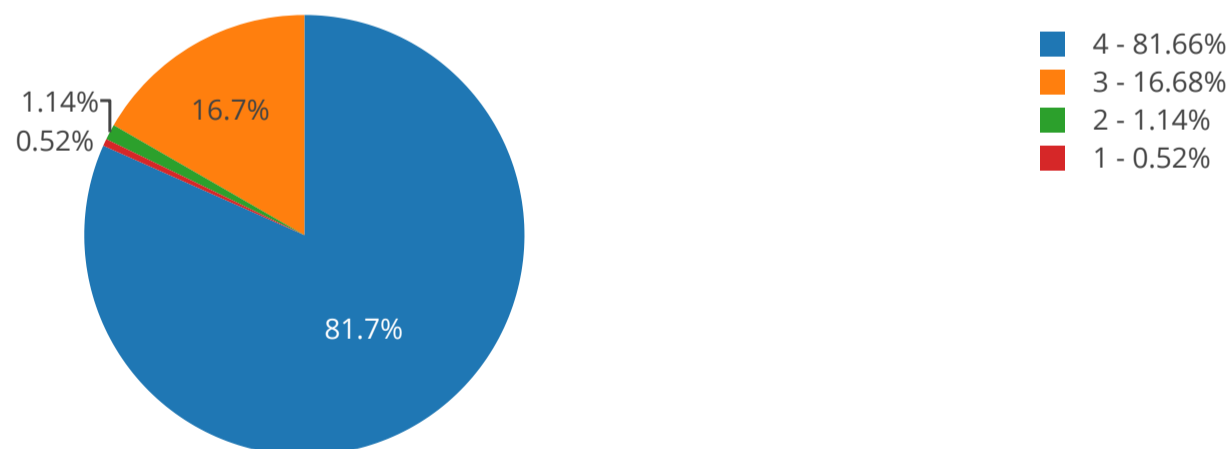
All values are in percentage(%)



Ans	Total	Percentage
1	7	0.73
2	11	1.14
3	168	17.41
4	779	80.73

Q: 10 Availability of books in Library, collection system and reading room facility. પુસ્તકાલયમાં પુસ્તકોની ઉપલબ્ધતા અને વાંચન ખંડની સુવિધા

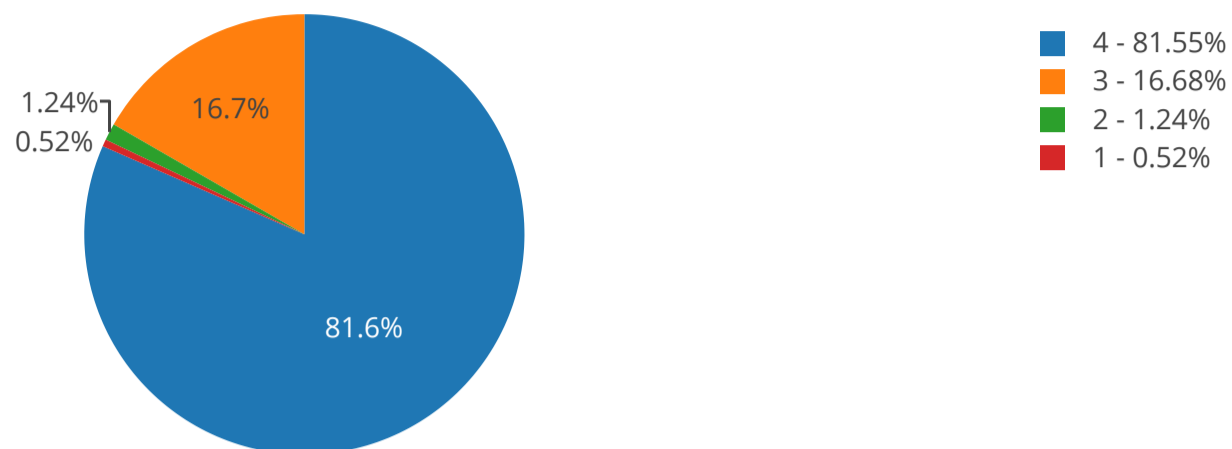
All values are in percentage(%)



Ans	Total	Percentage
1	5	0.52
2	11	1.14
3	161	16.68
4	788	81.66

Q: 11 Collaborations with other academic institutions, professional bodies and social organizations to enhance the learning experience. અન્ય શૈક્ષણિક સંસ્થાઓ, વ્યાવસાયિક સંસ્થાઓ અને સામાજિક સંસ્થાઓ સાથે સહયોગ.

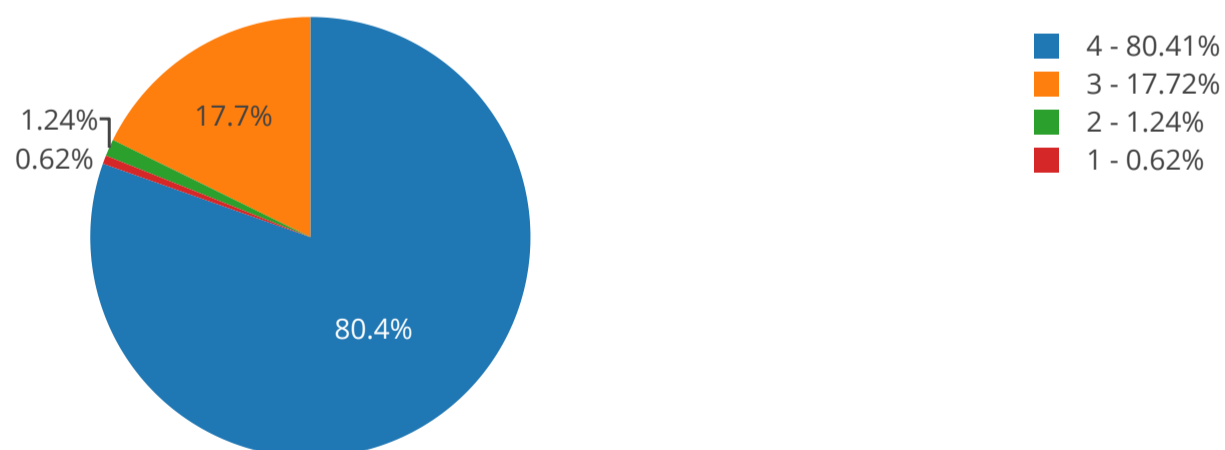
All values are in percentage(%)



Ans	Total	Percentage
1	5	0.52
2	12	1.24
3	161	16.68
4	787	81.55

Q: 12 Transparency in the Examination and evaluation system. પરીક્ષા અને મૂલ્યાંકન પ્રણાલીમાં પારદર્શિતા.

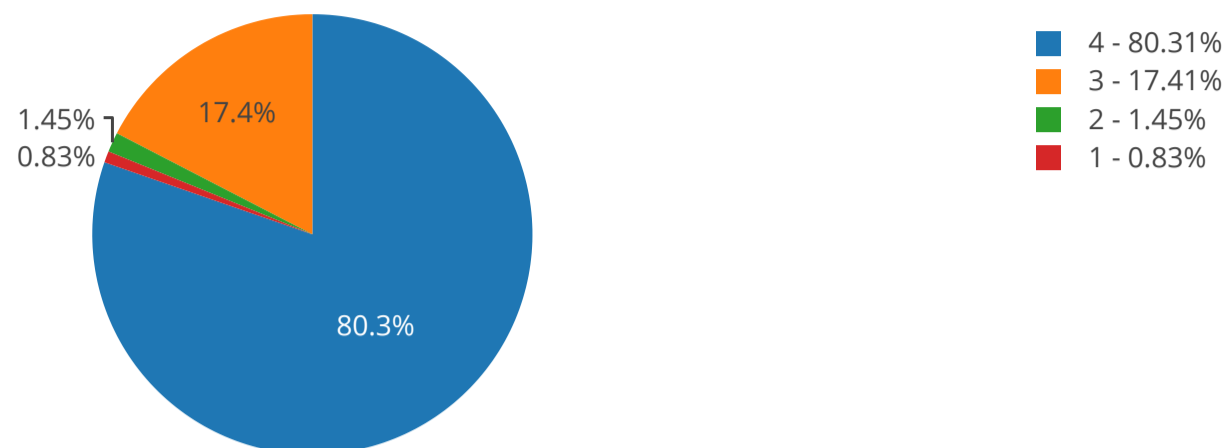
All values are in percentage(%)



Ans	Total	Percentage
1	6	0.62
2	12	1.24
3	171	17.72
4	776	80.41

Q: 13 Role of the Placement Cell regarding career guidance and job opportunities in the college. કારકિર્દી માર્ગદર્શન અને નોકરીની તકો અંગે પ્લેસમેન્ટ સેલની ભૂમિકા.

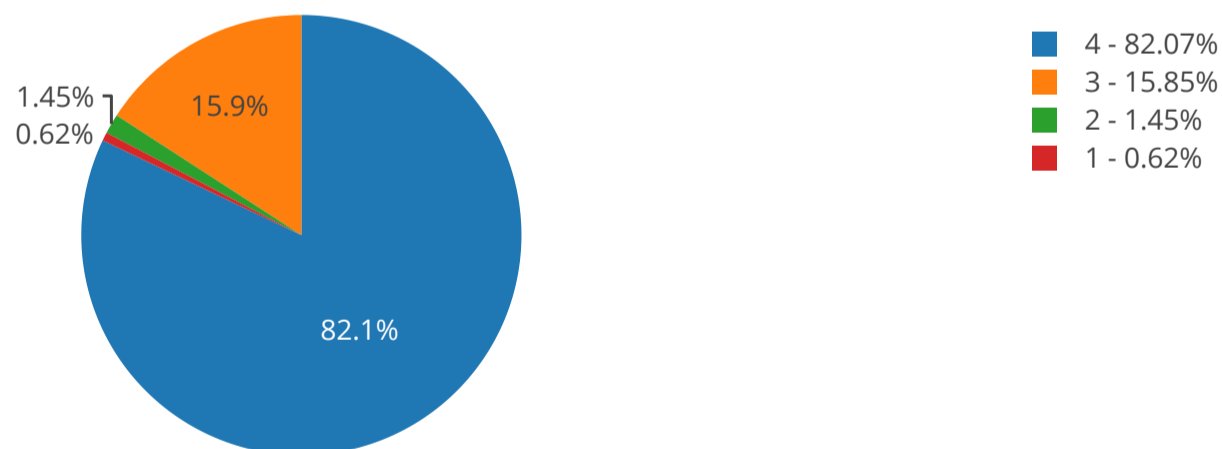
All values are in percentage(%)



Ans	Total	Percentage
1	8	0.83
2	14	1.45
3	168	17.41
4	775	80.31

Q: 14 The measures to prevent ragging and sexual harassment within the college. રેગિંગ અને જાતીય સતામણી અટકાવવાનાં પગલાં.

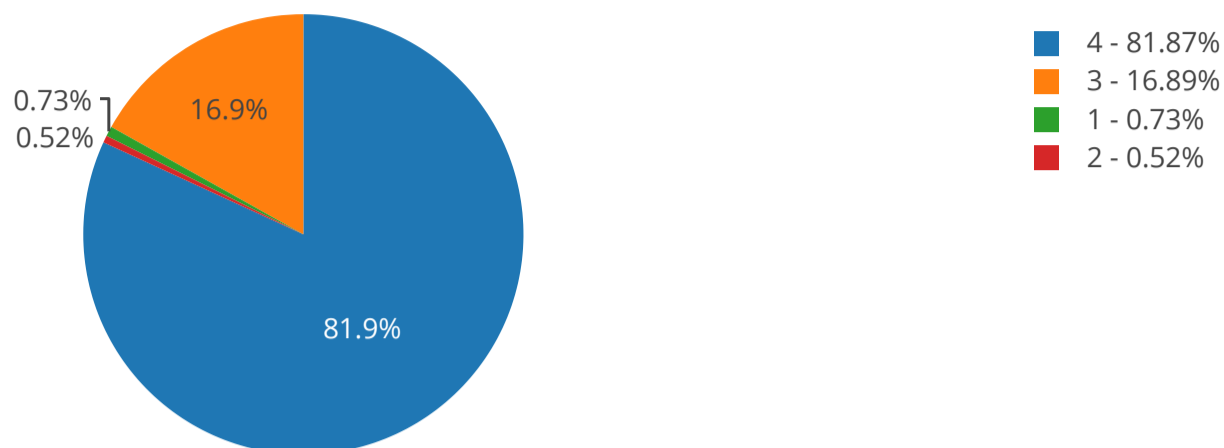
All values are in percentage(%)



Ans	Total	Percentage
1	6	0.62
2	14	1.45
3	153	15.85
4	792	82.07

Q: 15 Functioning of the administrative office. વહીવટી કચેરીની કામગીરી.

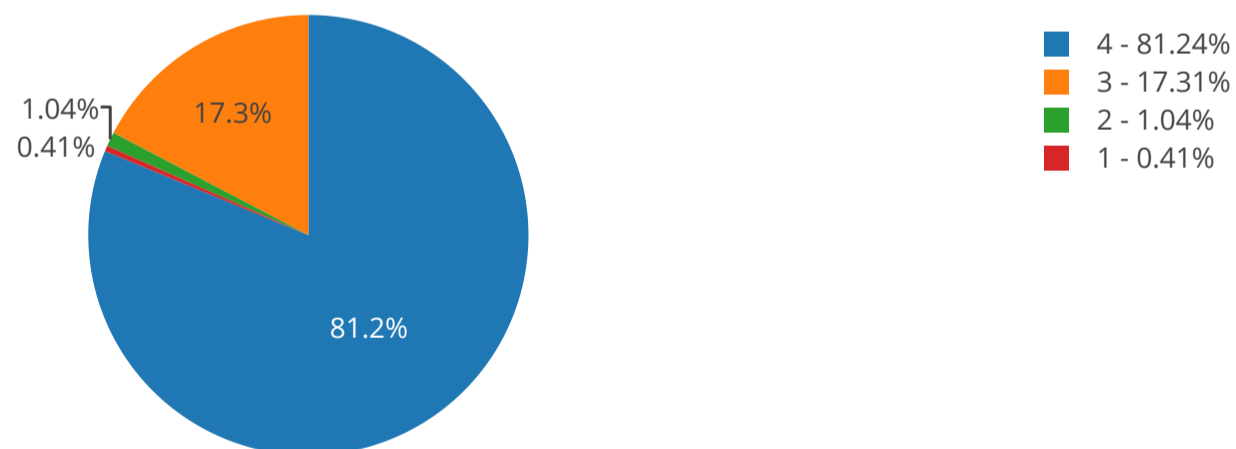
All values are in percentage(%)



Ans	Total	Percentage
1	7	0.73
2	5	0.52
3	163	16.89
4	790	81.87

Q: 16 Availability and approach of the Principal. આચાર્યની ઉપલબ્ધતા અને અભિગમ.

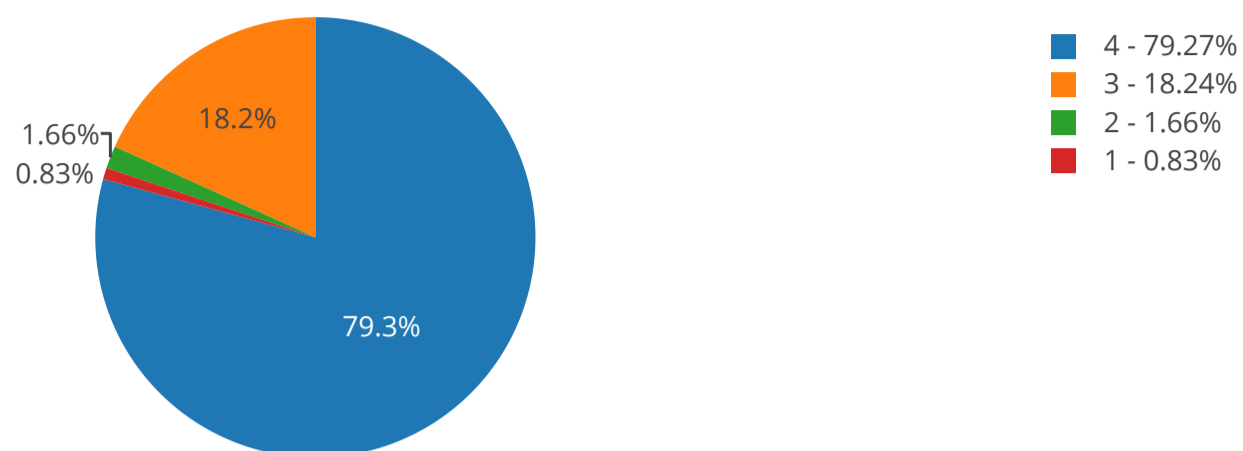
All values are in percentage(%)



Ans	Total	Percentage
1	4	0.41
2	10	1.04
3	167	17.31
4	784	81.24

Q: 17 Cleanliness of the institution. સંસ્થાની સ્વચ્છતા.

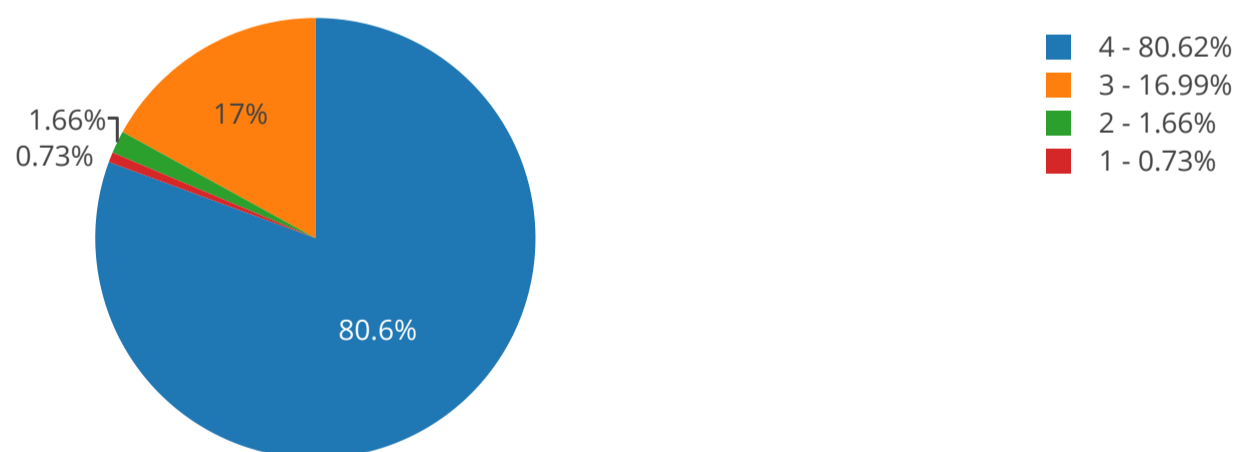
All values are in percentage(%)



Ans	Total	Percentage
1	8	0.83
2	16	1.66
3	176	18.24
4	765	79.27

Q: 18 Feedback on extensive and co-curricular activities. વ્યાપક અને સહ-અભ્યાસિક પ્રવૃત્તિઓ વિશે અભિપ્રાય.

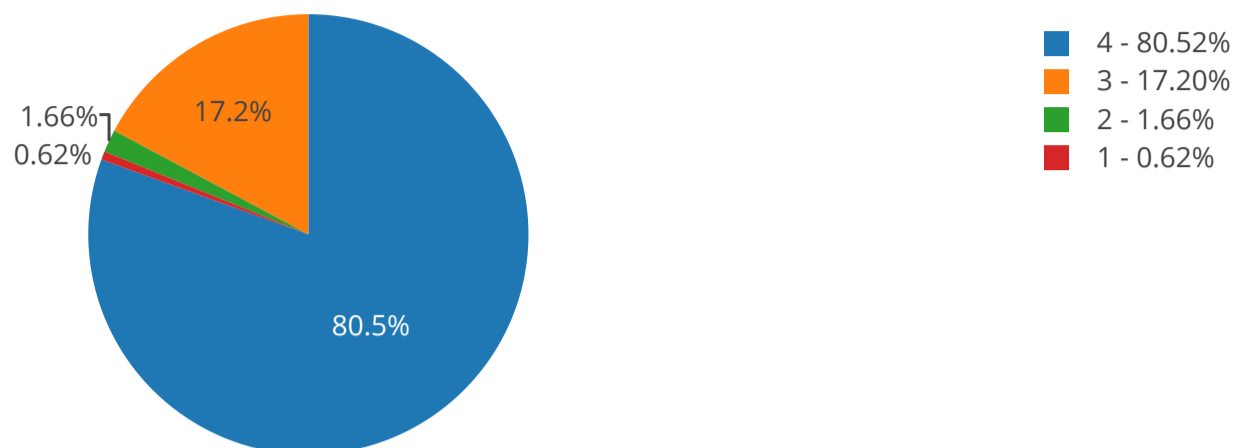
All values are in percentage(%)



Ans	Total	Percentage
1	7	0.73
2	16	1.66
3	164	16.99
4	778	80.62

Q: 19 Sports facilities and activities in the college. કોલેજમાં રમતગમતની સુવિધાઓ અને પ્રવૃત્તિઓ.

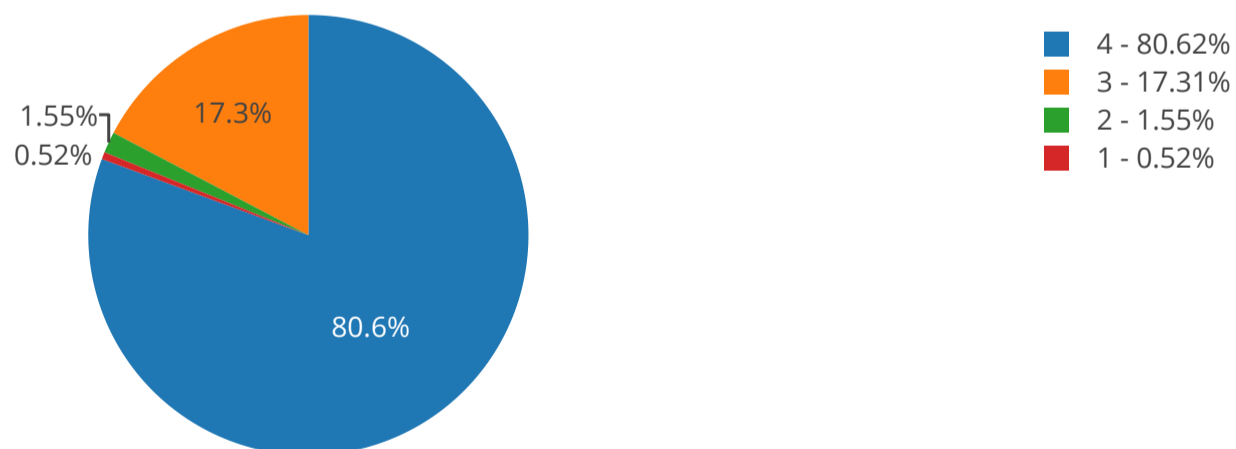
All values are in percentage(%)



Ans	Total	Percentage
1	6	0.62
2	16	1.66
3	166	17.20
4	777	80.52

Q: 20 Overall impression of the college. કોલેજની એકંદર છાપ.

All values are in percentage(%)



Ans	Total	Percentage
1	5	0.52
2	15	1.55
3	167	17.31
4	778	80.62

Print

Developed By : [Nextgen Software Solutions\(//nextgensoft.in\)](http://nextgensoft.in)