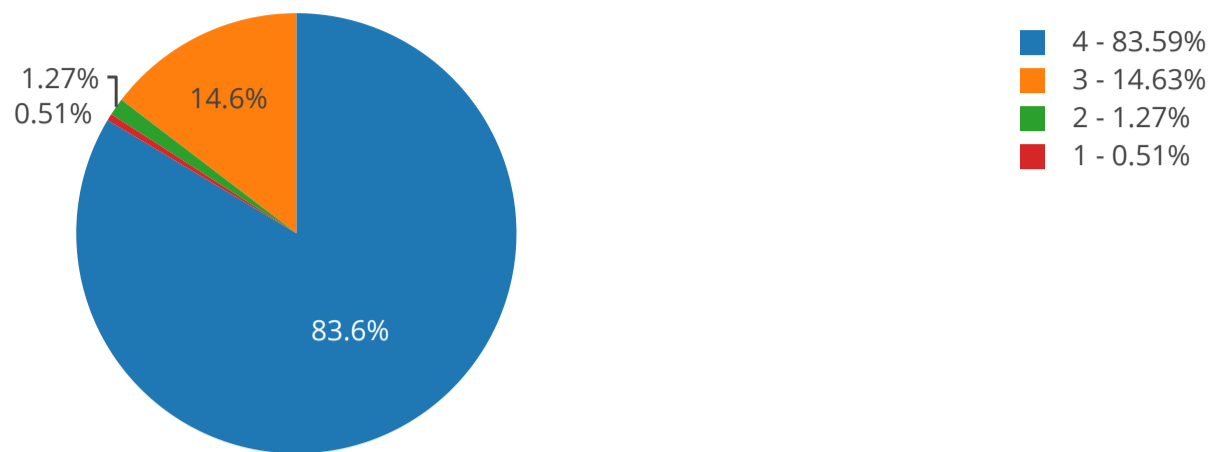


Q: 1 Information sharing about the institution and its various activities. સંસ્થા અને તેની વિવિધ પ્રવૃત્તિઓ વિશે માહિતીનું આદાનપ્રદાન.

All values are in percentage(%)



Ans	Total	Percentage
1	4	0.51
2	10	1.27
3	115	14.63
4	657	83.59

Q: 2 Regularity of the teachers in taking classes. વર્ગો લેવામાં અધ્યાપકોની નિયમિતતા.

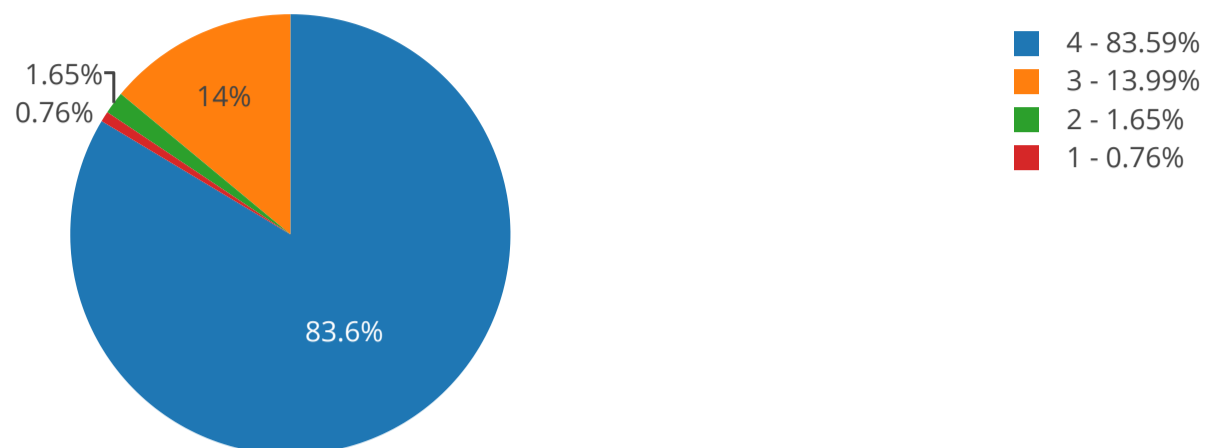
All values are in percentage(%)



Ans	Total	Percentage
1	2	0.25
2	7	0.89
3	107	13.61
4	670	85.24

Q: 3 Timely completion of the syllabus. સમયસર અભ્યાસક્રમ પૂરો કરવો.

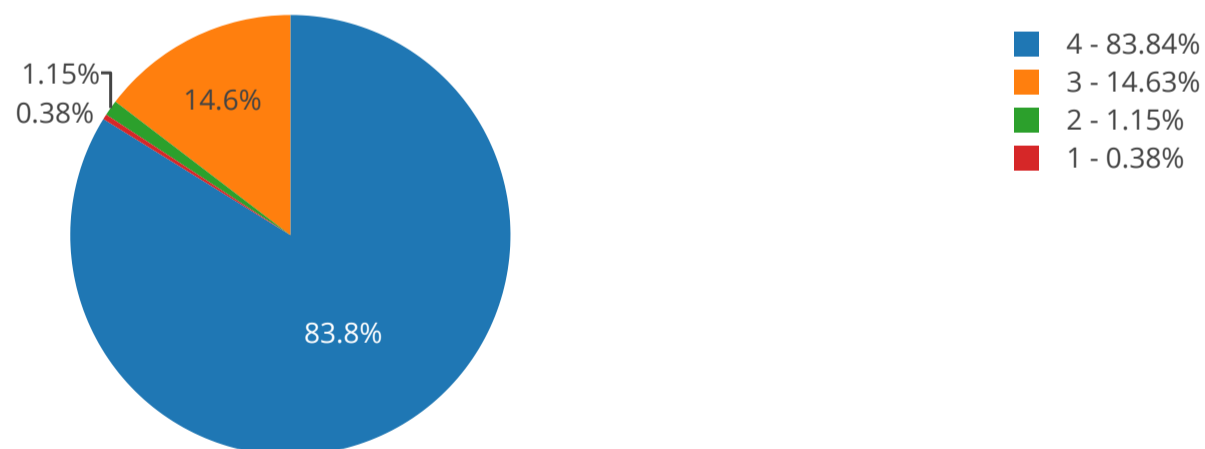
All values are in percentage(%)



Ans	Total	Percentage
1	6	0.76
2	13	1.65
3	110	13.99
4	657	83.59

Q: 4 The relevance of the Course content in terms of recent needs and advancements. તાજેતરની જરૂરિયાતો અને પ્રગતિના સંદર્ભમાં અભ્યાસક્રમની સામગ્રીની સુસંગતતા


All values are in percentage(%)



Ans	Total	Percentage
1	3	0.38
2	9	1.15
3	115	14.63
4	659	83.84

Q: 5 Scope for use of innovative teaching methods (Group discussion, field visits, role plays, use of audio-visual aids, student seminar etc.). નવીન શિક્ષણ પદ્ધતિઓનો ઉપયોગ.

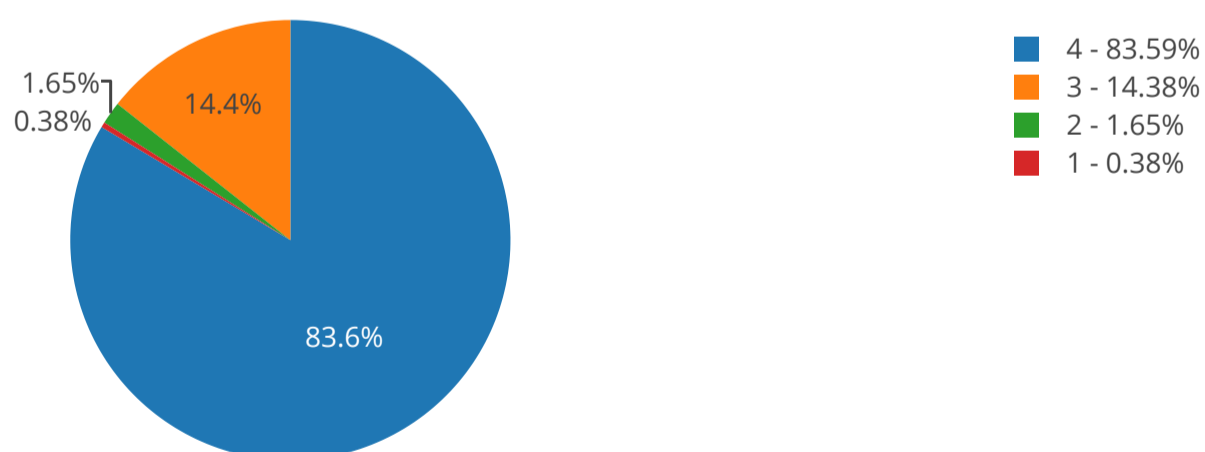
All values are in percentage(%)



Ans	Total	Percentage
1	6	0.76
2	4	0.51
3	106	13.49
4	670	85.24

Q: 6 Sincerity/Commitment of the teachers in terms of preparedness and interest in taking classes. વર્ગો લેવામાં સજ્જતા અને રસના સંદર્ભમાં શિક્ષકોની પ્રામાણિકતા/પ્રતિબદ્ધતા

All values are in percentage(%)



Ans	Total	Percentage
1	3	0.38
2	13	1.65
3	113	14.38
4	657	83.59

Q: 7 Teachers' approach towards varied academic interest of students irrespective of ethnicity, culture, background and gender. અધ્યાપકોનો વિદ્યાર્થીઓ પ્રત્યે સમાન અભિગમ.

All values are in percentage(%)



Ans	Total	Percentage
1	6	0.76
2	5	0.64
3	115	14.63
4	660	83.97

Q: 8 Availability of the faculties outside the classroom. વર્ગખંડની બહાર અધ્યાપકોની ઉપલબ્ધતા.

All values are in percentage(%)



Ans	Total	Percentage
1	3	0.38
2	4	0.51
3	115	14.63
4	664	84.48

Q: 9 Physical facilities of the institution (Classrooms, Labs, Library, Hostel etc.). સંસ્થાની ભૌતિક સુવિધાઓ.


All values are in percentage(%)



Ans	Total	Percentage
1	6	0.76
2	4	0.51
3	107	13.61
4	669	85.11

Q: 10 Availability of books in Library, collection system and reading room facility. પુસ્તકાલયમાં પુસ્તકોની ઉપલબ્ધતા અને વાંચન ખંડની સુવિધા


All values are in percentage(%)



Ans	Total	Percentage
1	3	0.38
2	8	1.02
3	115	14.63
4	660	83.97

Q: 11 Collaborations with other academic institutions, professional bodies and social organizations to enhance the learning experience. અન્ય શૈક્ષણિક સંસ્થાઓ, વ્યાવસાયિક સંસ્થાઓ અને સામાજિક સંસ્થાઓ સાથે સહયોગ.


All values are in percentage(%)



Ans	Total	Percentage
1	3	0.38
2	9	1.15
3	118	15.01
4	656	83.46

Q: 12 Transparency in the Examination and evaluation system. પરીક્ષા અને મૂલ્યાંકન પ્રણાલીમાં પારદર્શિતા.

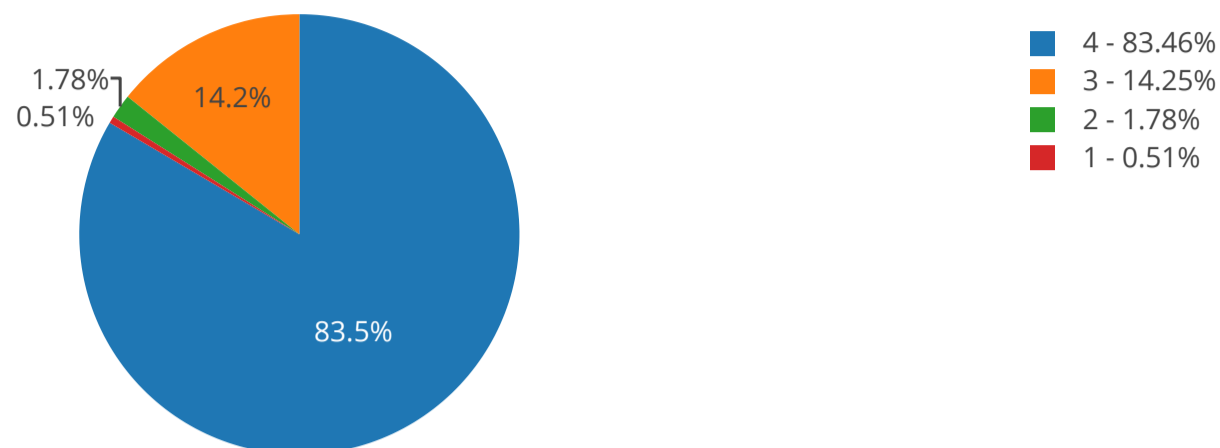
All values are in percentage(%)



Ans	Total	Percentage
1	2	0.25
2	12	1.53
3	101	12.85
4	671	85.37

Q: 13 Role of the Placement Cell regarding career guidance and job opportunities in the college. કારકિર્દી માર્ગદર્શન અને નોકરીની તકો અંગે પ્લેસમેન્ટ સેલની ભૂમિકા.

All values are in percentage(%)



Ans	Total	Percentage
1	4	0.51
2	14	1.78
3	112	14.25
4	656	83.46

Q: 14 The measures to prevent ragging and sexual harassment within the college. રેગિંગ અને જાતીય સતામણી અટકાવવાનાં પગલાં.

All values are in percentage(%)



Ans	Total	Percentage
1	4	0.51
2	6	0.76
3	115	14.63
4	661	84.10

Q: 15 Functioning of the administrative office. વહીવટી કચેરીની કામગીરી.

All values are in percentage(%)



Ans	Total	Percentage
1	2	0.25
2	4	0.51
3	114	14.50
4	666	84.73

Q: 16 Availability and approach of the Principal. આચાર્યની ઉપલબ્ધતા અને અભિગમ.

All values are in percentage(%)



Ans	Total	Percentage
1	3	0.38
2	8	1.02
3	110	13.99
4	665	84.61

Q: 17 Cleanliness of the institution. સંસ્થાની સ્વચ્છતા.

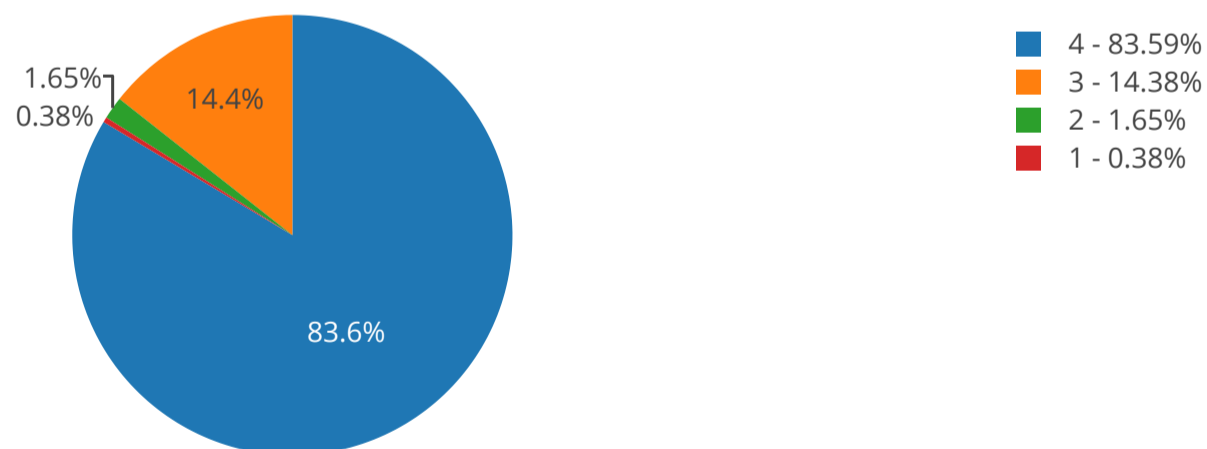
All values are in percentage(%)



Ans	Total	Percentage
1	4	0.51
2	4	0.51
3	105	13.36
4	673	85.62

Q: 18 Feedback on extensive and co-curricular activities. વ્યાપક અને સહ-અભ્યાસિક પ્રવૃત્તિઓ વિશે અભિપ્રાય.


All values are in percentage(%)



Ans	Total	Percentage
1	3	0.38
2	13	1.65
3	113	14.38
4	657	83.59

Q: 19 Sports facilities and activities in the college. કોલેજમાં રમતગમતની સુવિધાઓ અને પ્રવૃત્તિઓ.


All values are in percentage(%)



Ans	Total	Percentage
1	2	0.25
2	10	1.27
3	110	13.99
4	664	84.48

Q: 20 Overall impression of the college. કોલેજની એકંદર છાપ.

All values are in percentage(%)



Ans	Total	Percentage
1	5	0.64
2	4	0.51
3	109	13.87
4	668	84.99

Print

Developed By : [Nextgen Software Solutions \(//nextgensoft.in\)](http://nextgensoft.in)