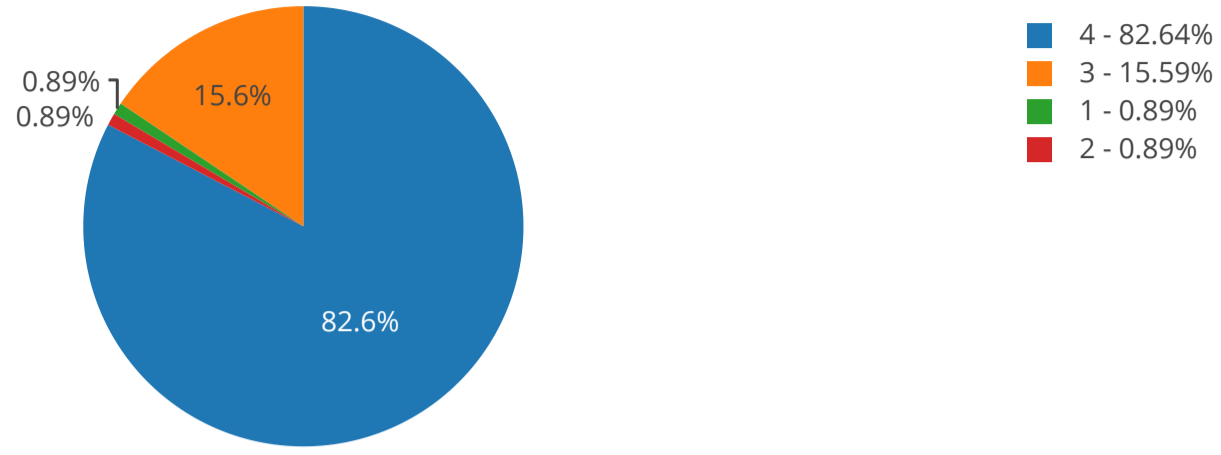


Q: 1 Information sharing about the institution and its various activities. સંસ્થા અને તેની વિવિધ પ્રવૃત્તિઓ વિશે માહિતીનું આદાનપ્રદાન.

All values are in percentage(%)



Ans	Total	Percentage
1	10	0.89
2	10	0.89
3	176	15.59
4	933	82.64

Q: 2 Regularity of the teachers in taking classes. વર્ગો લેવામાં અધ્યાપકોની નિયમિતતા.

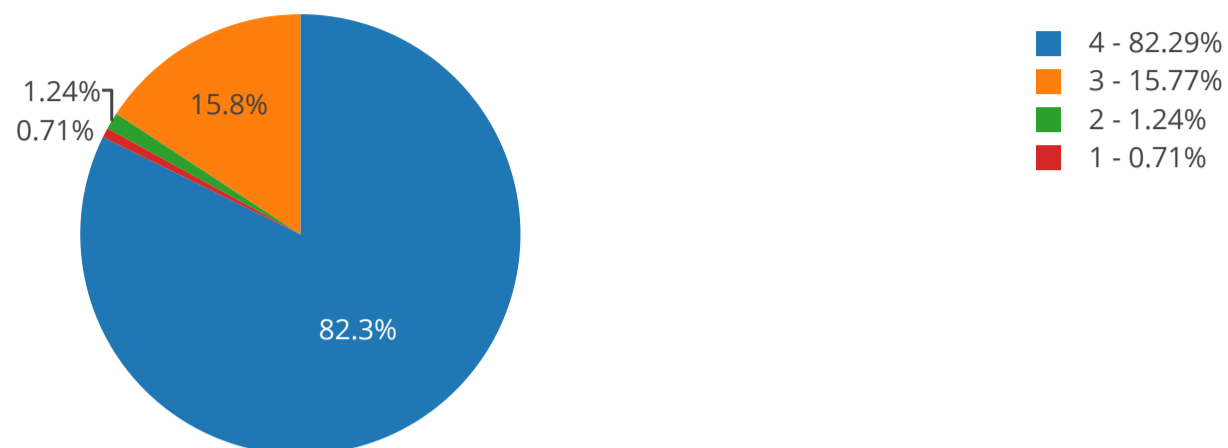
All values are in percentage(%)



Ans	Total	Percentage
1	8	0.71
2	19	1.68
3	162	14.35
4	940	83.26

**Q: 3 Timely completion of the syllabus. સમયસર અભ્યાસક્રમ પૂરો કરવો.**

All values are in percentage(%)



Ans	Total	Percentage
1	8	0.71
2	14	1.24
3	178	15.77
4	929	82.29

**Q: 4 The relevance of the Course content in terms of recent needs and advancements. તાજેતરની જરૂરિયાતો અને પ્રગતિના સંદર્ભમાં અભ્યાસક્રમની સામગ્રીની સુસંગતતા**

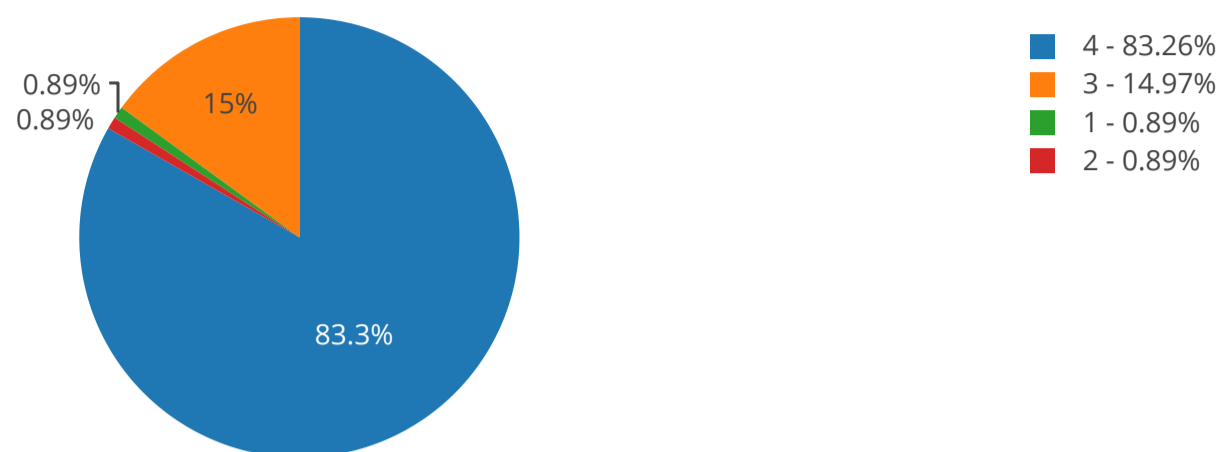
All values are in percentage(%)



Ans	Total	Percentage
1	6	0.53
2	14	1.24
3	171	15.15
4	938	83.08

Q: 5 Scope for use of innovative teaching methods (Group discussion, field visits, role plays, use of audio-visual aids, student seminar etc.). નવીન શિક્ષણ પદ્ધતિઓનો ઉપયોગ.


All values are in percentage(%)



Ans	Total	Percentage
1	10	0.89
2	10	0.89
3	169	14.97
4	940	83.26

Q: 6 Sincerity/Commitment of the teachers in terms of preparedness and interest in taking classes. વર્ગો લેવામાં સજ્જતા અને રસના સંદર્ભમાં શિક્ષકોની પ્રામાણિકતા/પ્રતિબદ્ધતા

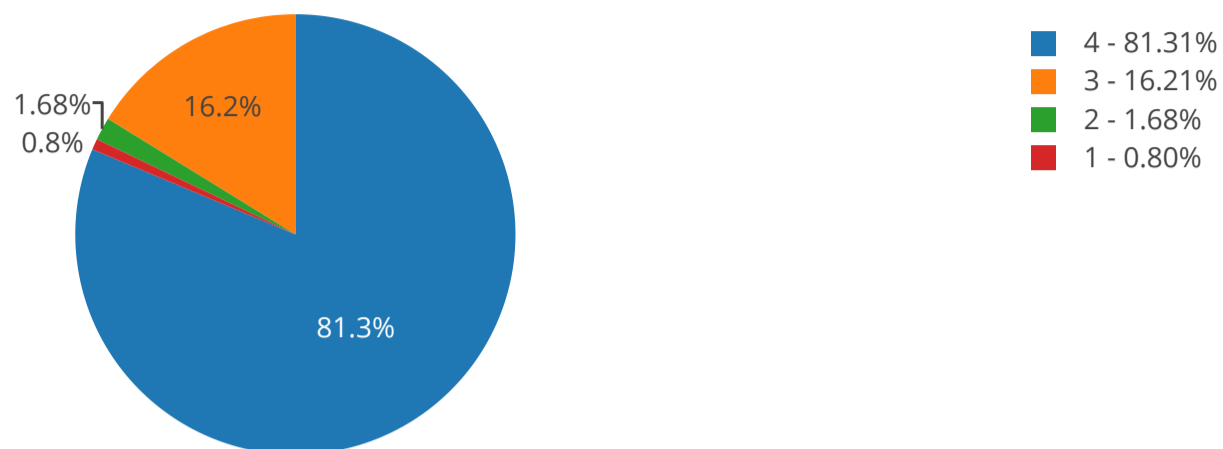
All values are in percentage(%)



Ans	Total	Percentage
1	8	0.71
2	8	0.71
3	168	14.88
4	945	83.70

Q: 7 Teachers' approach towards varied academic interest of students irrespective of ethnicity, culture, background and gender. અધ્યાપકોનો વિદ્યાર્થીઓ પ્રત્યે સમાન અભિગમ.

All values are in percentage(%)



Ans	Total	Percentage
1	9	0.80
2	19	1.68
3	183	16.21
4	918	81.31

Q: 8 Availability of the faculties outside the classroom. વર્ગખંડની બહાર અધ્યાપકોની ઉપલબ્ધતા.

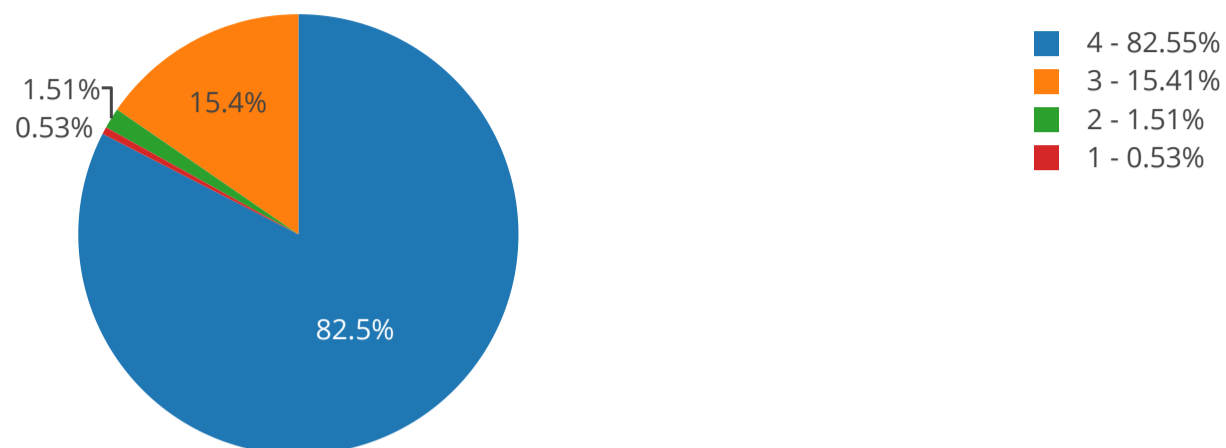
All values are in percentage(%)



Ans	Total	Percentage
1	8	0.71
2	10	0.89
3	170	15.06
4	941	83.35

## Q: 9 Physical facilities of the institution (Classrooms, Labs, Library, Hostel etc.). સંસ્થાની ભૌતિક સુવિધાઓ.

All values are in percentage(%)



Ans	Total	Percentage
1	6	0.53
2	17	1.51
3	174	15.41
4	932	82.55

## Q: 10 Availability of books in Library, collection system and reading room facility. પુસ્તકાલયમાં પુસ્તકોની ઉપલબ્ધતા અને વાંચન ખંડની સુવિધા


All values are in percentage(%)



Ans	Total	Percentage
1	9	0.80
2	16	1.42
3	172	15.23
4	932	82.55

Q: 11 Collaborations with other academic institutions, professional bodies and social organizations to enhance the learning experience. અન્ય શૈક્ષણિક સંસ્થાઓ, વ્યાવસાયિક સંસ્થાઓ અને સામાજિક સંસ્થાઓ સાથે સહયોગ.

All values are in percentage(%)



Ans	Total	Percentage
1	8	0.71
2	13	1.15
3	164	14.53
4	944	83.61

Q: 12 Transparency in the Examination and evaluation system. પરીક્ષા અને મૂલ્યાંકન પ્રણાલીમાં પારદર્શિતા.

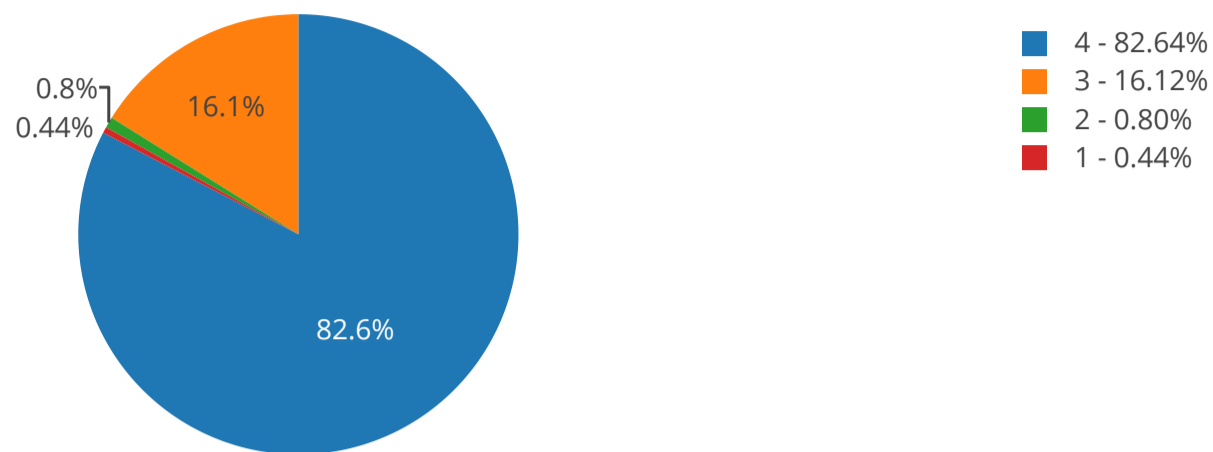
All values are in percentage(%)



Ans	Total	Percentage
1	13	1.15
2	15	1.33
3	175	15.50
4	926	82.02

Q: 13 Role of the Placement Cell regarding career guidance and job opportunities in the college. કારકિર્દી માર્ગદર્શન અને નોકરીની તકો અંગે પ્લેસમેન્ટ સેલની ભૂમિકા.

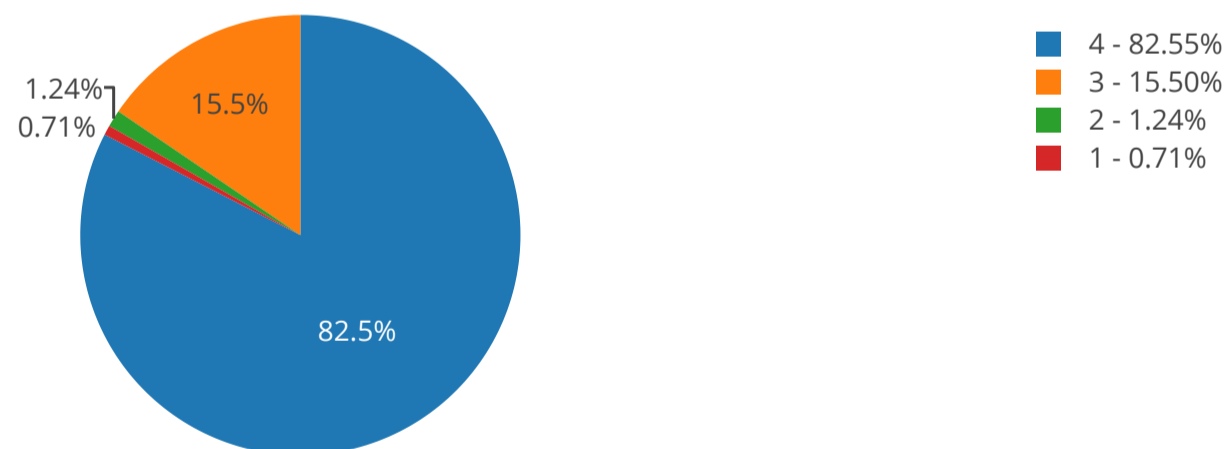
All values are in percentage(%)



Ans	Total	Percentage
1	5	0.44
2	9	0.80
3	182	16.12
4	933	82.64

Q: 14 The measures to prevent ragging and sexual harassment within the college. રેગિંગ અને જાતીય સતામણી અટકાવવાનાં પગલાં.

All values are in percentage(%)



Ans	Total	Percentage
1	8	0.71
2	14	1.24
3	175	15.50
4	932	82.55

## Q: 15 Functioning of the administrative office. વહીવટી કચેરીની કામગીરી.

All values are in percentage(%)



Ans	Total	Percentage
1	5	0.44
2	13	1.15
3	170	15.06
4	941	83.35

## Q: 16 Availability and approach of the Principal. આચાર્યની ઉપલબ્ધતા અને અભિગમ.

All values are in percentage(%)



Ans	Total	Percentage
1	4	0.35
2	13	1.15
3	175	15.50
4	937	82.99



## Q: 17 Cleanliness of the institution. સંસ્થાની સ્વચ્છતા.

All values are in percentage(%)



Ans	Total	Percentage
1	12	1.06
2	11	0.97
3	168	14.88
4	938	83.08

## Q: 18 Feedback on extensive and co-curricular activities. વ્યાપક અને સહ-અભ્યાસિક પ્રવૃત્તિઓ વિશે અભિપ્રાય.

All values are in percentage(%)



Ans	Total	Percentage
1	9	0.80
2	18	1.59
3	173	15.32
4	929	82.29

## Q: 19 Sports facilities and activities in the college. કોલેજમાં રમતગમતની સુવિધાઓ અને પ્રવૃત્તિઓ.

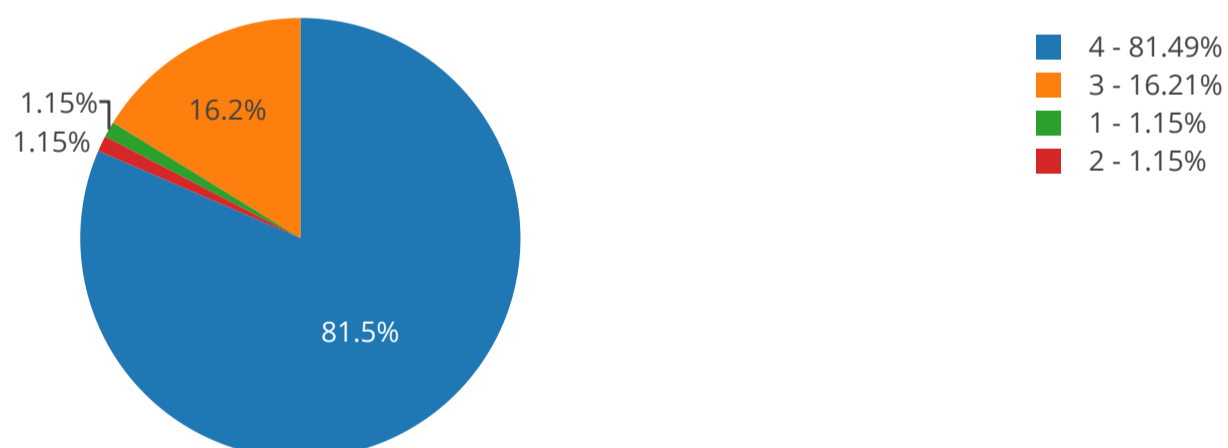
All values are in percentage(%)



Ans	Total	Percentage
1	10	0.89
2	14	1.24
3	160	14.17
4	945	83.70

## Q: 20 Overall impression of the college. કોલેજની એકંદર છાપ.

All values are in percentage(%)



Ans	Total	Percentage
1	13	1.15
2	13	1.15
3	183	16.21
4	920	81.49

Print

Developed By : [Nextgen Software Solutions \(//nextgensoft.in\)](http://nextgensoft.in)