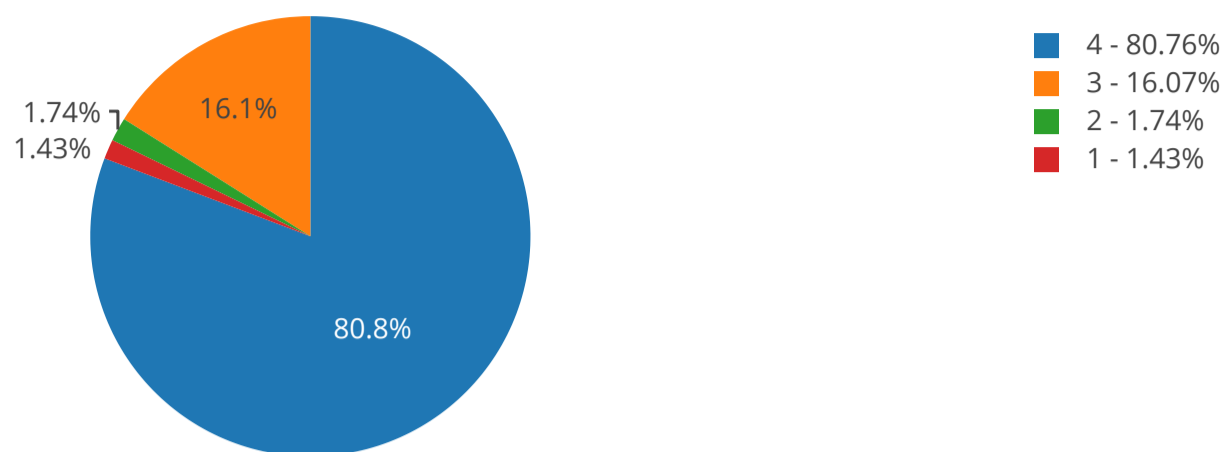


## Q: 1 Information sharing about the institution and its various activities. સંસ્થા અને તેની વિવિધ પ્રવૃત્તિઓ વિશે માહિતીનું આદાનપ્રદાન.

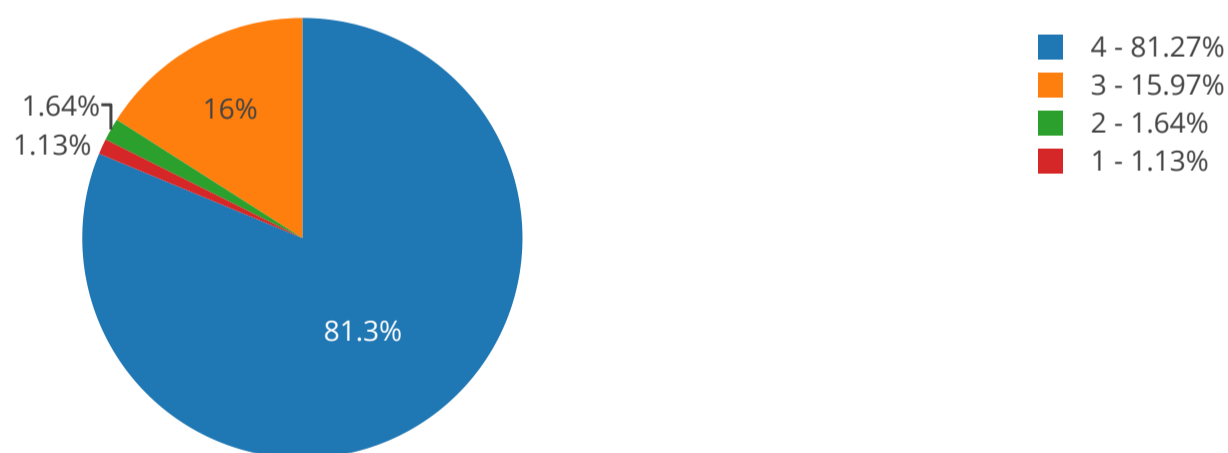
All values are in percentage(%)



Ans	Total	Percentage
1	14	1.43
2	17	1.74
3	157	16.07
4	789	80.76

## Q: 2 Regularity of the teachers in taking classes. વર્ગો લેવામાં અધ્યાપકોની નિયમિતતા.

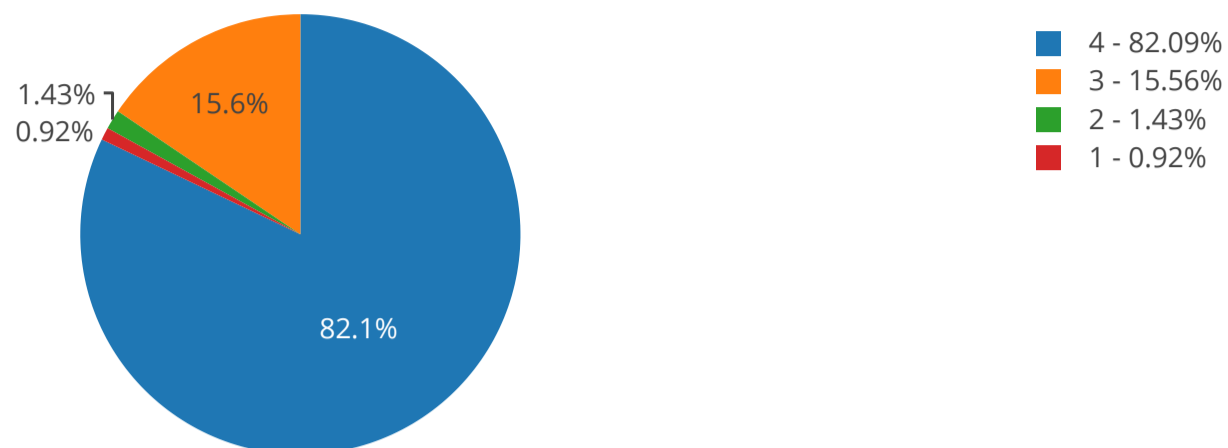
All values are in percentage(%)



Ans	Total	Percentage
1	11	1.13
2	16	1.64
3	156	15.97
4	794	81.27

**Q: 3 Timely completion of the syllabus. સમયસર અભ્યાસક્રમ પૂરો કરવો.**

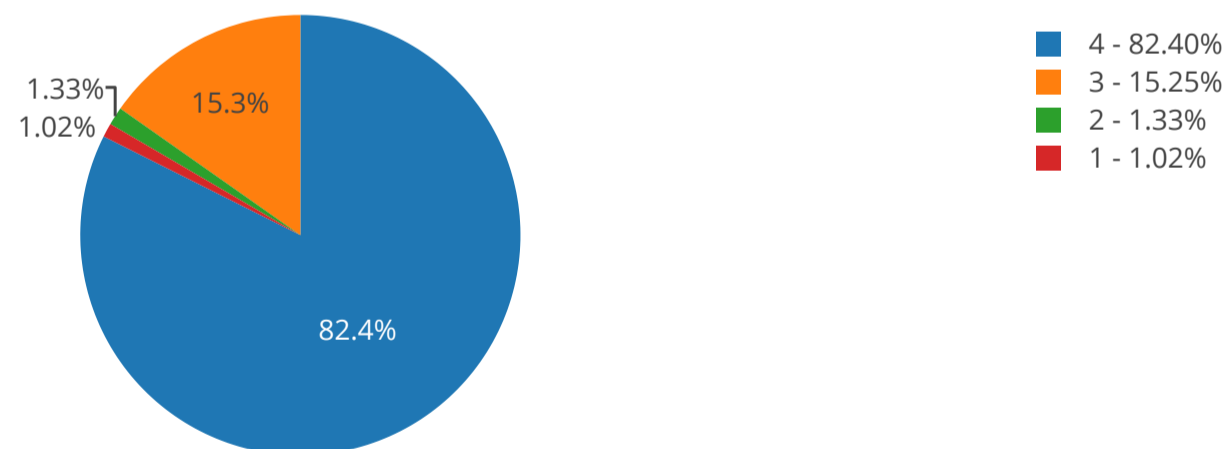
All values are in percentage(%)



Ans	Total	Percentage
1	9	0.92
2	14	1.43
3	152	15.56
4	802	82.09

**Q: 4 The relevance of the Course content in terms of recent needs and advancements. તાજેતરની જરૂરિયાતો અને પ્રગતિના સંદર્ભમાં અભ્યાસક્રમની સામગ્રીની સુસંગતતા**

All values are in percentage(%)



Ans	Total	Percentage
1	10	1.02
2	13	1.33
3	149	15.25
4	805	82.40

Q: 5 Scope for use of innovative teaching methods (Group discussion, field visits, role plays, use of audio-visual aids, student seminar etc.). નવીન શિક્ષણ પદ્ધતિઓનો ઉપયોગ.

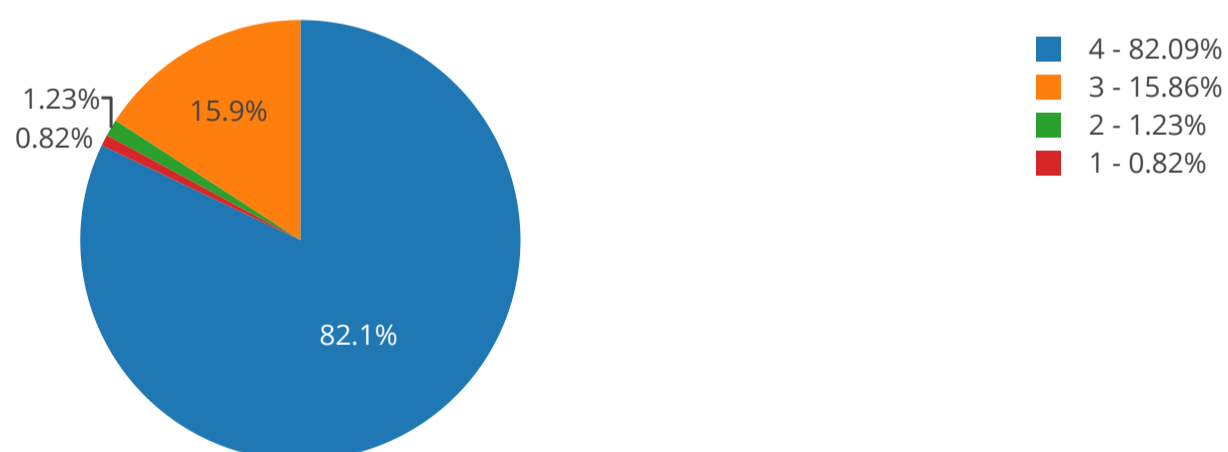
All values are in percentage(%)



Ans	Total	Percentage
1	8	0.82
2	10	1.02
3	150	15.35
4	809	82.80

Q: 6 Sincerity/Commitment of the teachers in terms of preparedness and interest in taking classes. વર્ગો લેવામાં સજ્જતા અને રસના સંદર્ભમાં શિક્ષકોની પ્રામાણિકતા/પ્રતિબદ્ધતા

All values are in percentage(%)



Ans	Total	Percentage
1	8	0.82
2	12	1.23
3	155	15.86
4	802	82.09

Q: 7 Teachers' approach towards varied academic interest of students irrespective of ethnicity, culture, background and gender. અધ્યાપકોનો વિદ્યાર્થીઓ પ્રત્યે સમાન અભિગમ.

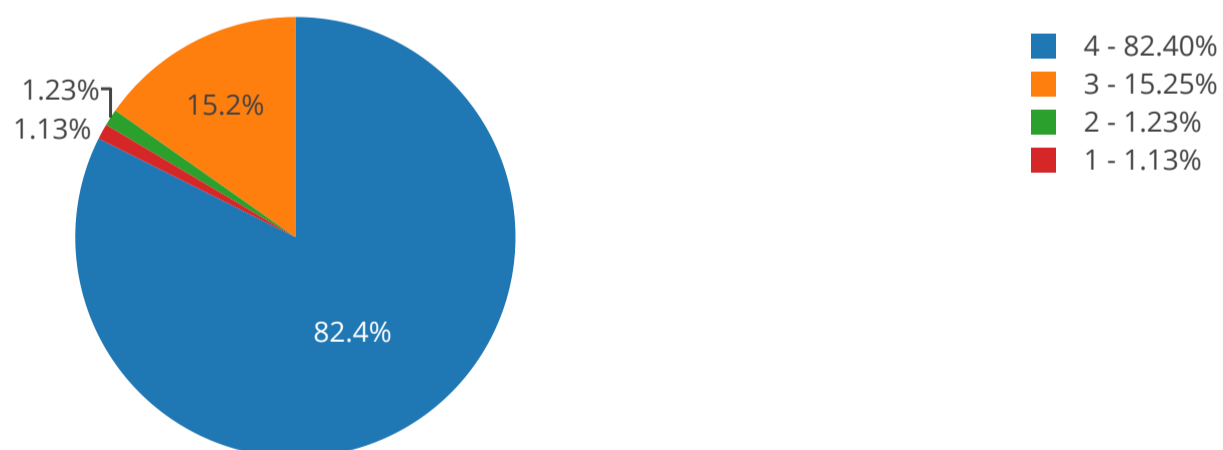
All values are in percentage(%)



Ans	Total	Percentage
1	9	0.92
2	11	1.13
3	139	14.23
4	818	83.73

Q: 8 Availability of the faculties outside the classroom. વર્ગખંડની બહાર અધ્યાપકોની ઉપલબ્ધતા.

All values are in percentage(%)



Ans	Total	Percentage
1	11	1.13
2	12	1.23
3	149	15.25
4	805	82.40

## Q: 9 Physical facilities of the institution (Classrooms, Labs, Library, Hostel etc.). સંસ્થાની ભૌતિક સુવિધાઓ.


All values are in percentage(%)



Ans	Total	Percentage
1	8	0.82
2	14	1.43
3	138	14.12
4	817	83.62

## Q: 10 Availability of books in Library, collection system and reading room facility. પુસ્તકાલયમાં પુસ્તકોની ઉપલબ્ધતા અને વાંચન ખંડની સુવિધા

All values are in percentage(%)



Ans	Total	Percentage
1	9	0.92
2	9	0.92
3	139	14.23
4	820	83.93

Q: 11 Collaborations with other academic institutions, professional bodies and social organizations to enhance the learning experience. અન્ય શૈક્ષણિક સંસ્થાઓ, વ્યાવસાયિક સંસ્થાઓ અને સામાજિક સંસ્થાઓ સાથે સહયોગ.

All values are in percentage(%)



Ans	Total	Percentage
1	11	1.13
2	7	0.72
3	141	14.43
4	818	83.73

Q: 12 Transparency in the Examination and evaluation system. પરીક્ષા અને મૂલ્યાંકન પ્રણાલીમાં પારદર્શિતા.

All values are in percentage(%)



Ans	Total	Percentage
1	14	1.43
2	11	1.13
3	141	14.43
4	811	83.01

Q: 13 Role of the Placement Cell regarding career guidance and job opportunities in the college. કારકિર્દી માર્ગદર્શન અને નોકરીની તકો અંગે પ્લેસમેન્ટ સેલની ભૂમિકા.

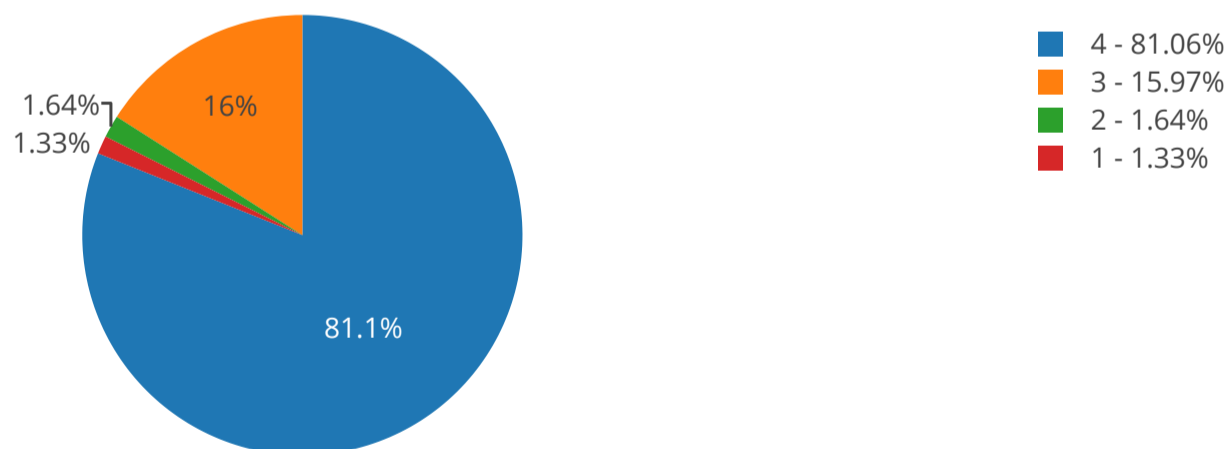
All values are in percentage(%)



Ans	Total	Percentage
1	6	0.61
2	12	1.23
3	150	15.35
4	809	82.80

Q: 14 The measures to prevent ragging and sexual harassment within the college. રેગિંગ અને જાતીય સતામણી અટકાવવાનાં પગલાં.

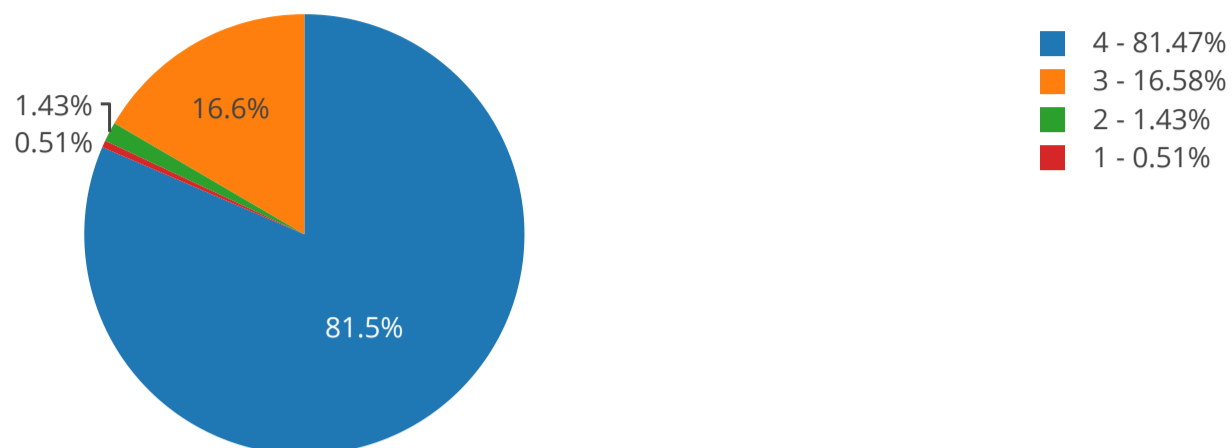
All values are in percentage(%)



Ans	Total	Percentage
1	13	1.33
2	16	1.64
3	156	15.97
4	792	81.06

## Q: 15 Functioning of the administrative office. વહીવટી કચેરીની કામગીરી.

All values are in percentage(%)



Ans	Total	Percentage
1	5	0.51
2	14	1.43
3	162	16.58
4	796	81.47

## Q: 16 Availability and approach of the Principal. આચાર્યની ઉપલબ્ધતા અને અભિગમ.

All values are in percentage(%)




Ans	Total	Percentage
1	10	1.02
2	15	1.54
3	161	16.48
4	791	80.96



## Q: 17 Cleanliness of the institution. સંસ્થાની સ્વચ્છતા.

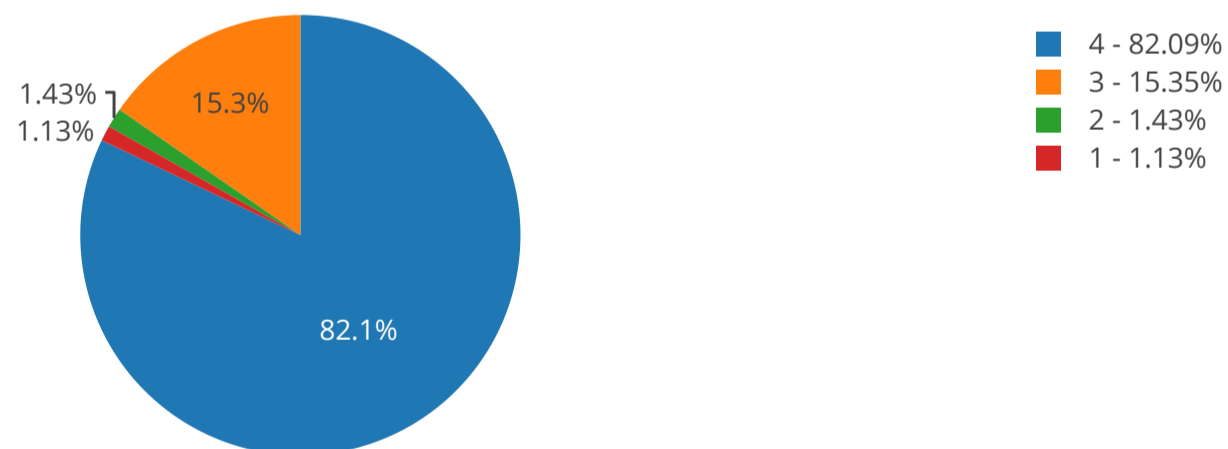
All values are in percentage(%)



Ans	Total	Percentage
1	7	0.72
2	8	0.82
3	139	14.23
4	823	84.24

## Q: 18 Feedback on extensive and co-curricular activities. વ્યાપક અને સહ-અભ્યાસિક પ્રવૃત્તિઓ વિશે અભિપ્રાય.

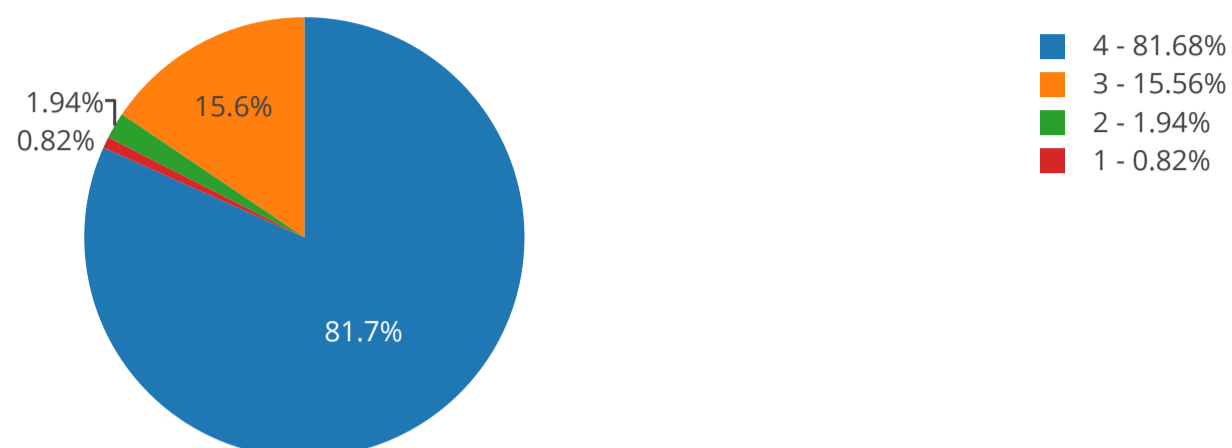
All values are in percentage(%)



Ans	Total	Percentage
1	11	1.13
2	14	1.43
3	150	15.35
4	802	82.09

## Q: 19 Sports facilities and activities in the college. કોલેજમાં રમતગમતની સુવિધાઓ અને પ્રવૃત્તિઓ.

All values are in percentage(%)



Ans	Total	Percentage
1	8	0.82
2	19	1.94
3	152	15.56
4	798	81.68

## Q: 20 Overall impression of the college. કોલેજની એકંદર છાપ.

All values are in percentage(%)



Ans	Total	Percentage
1	8	0.82
2	12	1.23
3	142	14.53
4	815	83.42

Print

Developed By : [Nextgen Software Solutions \(//nextgensoft.in\)](http://nextgensoft.in)