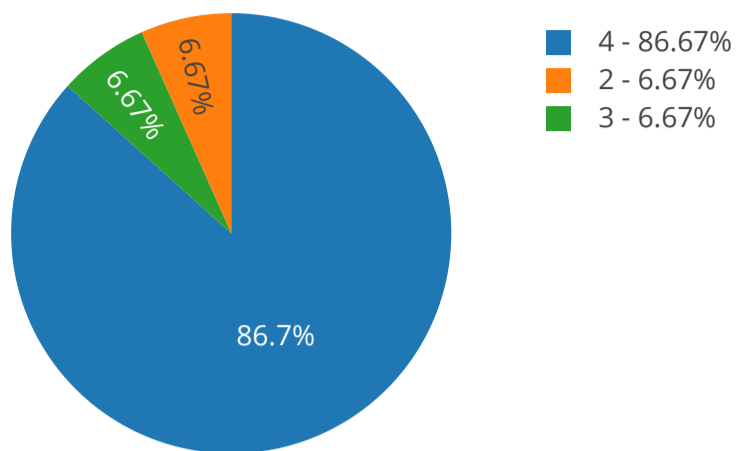
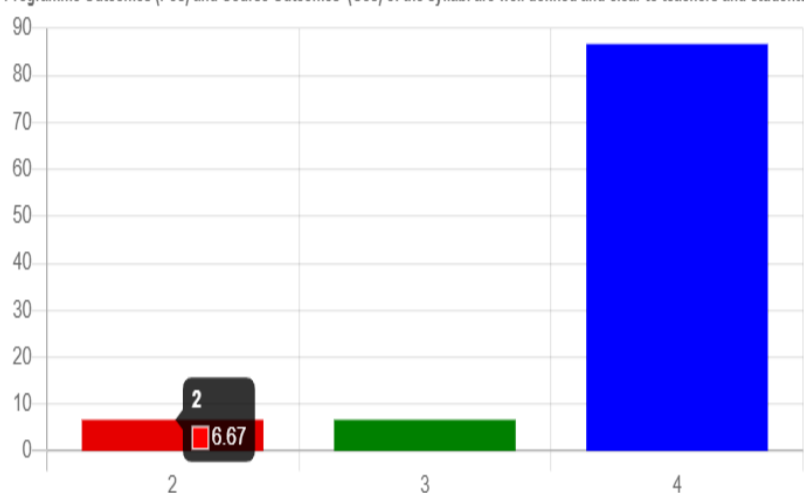


Q: Programme Outcomes (Pos) and Course Outcomes (Cos) of the syllabi are well defined and clear to teachers and students

All values are in percentage(%)



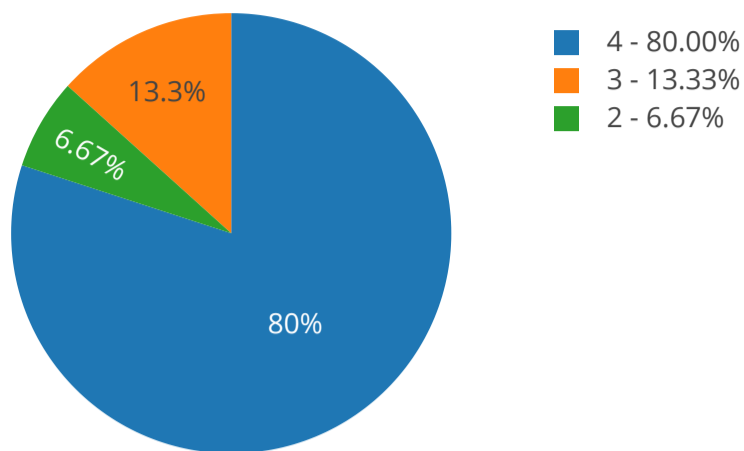
Programme Outcomes (Pos) and Course Outcomes (Cos) of the syllabi are well defined and clear to teachers and students



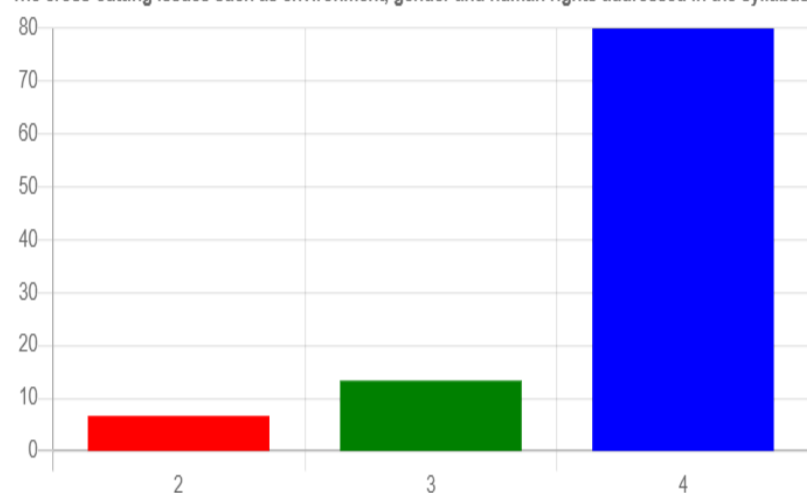
Ans	Total	Percentage
2	1	6.67
3	1	6.67
4	13	86.67

Q: The cross-cutting issues such as environment, gender and human rights addressed in the syllabus

All values are in percentage(%)



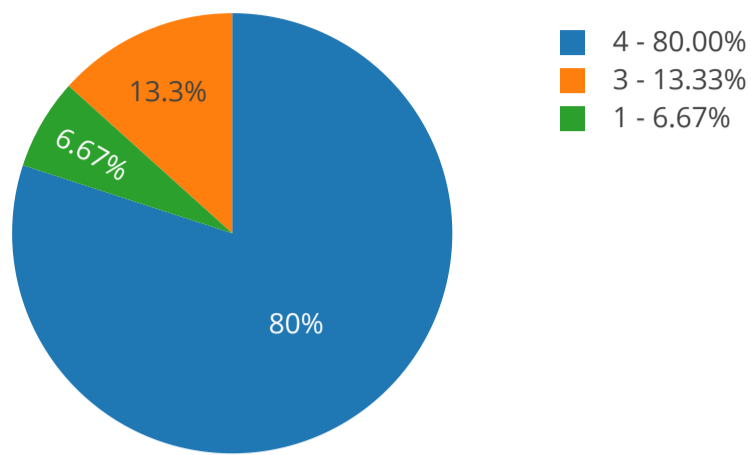
The cross-cutting issues such as environment, gender and human rights addressed in the syllabus



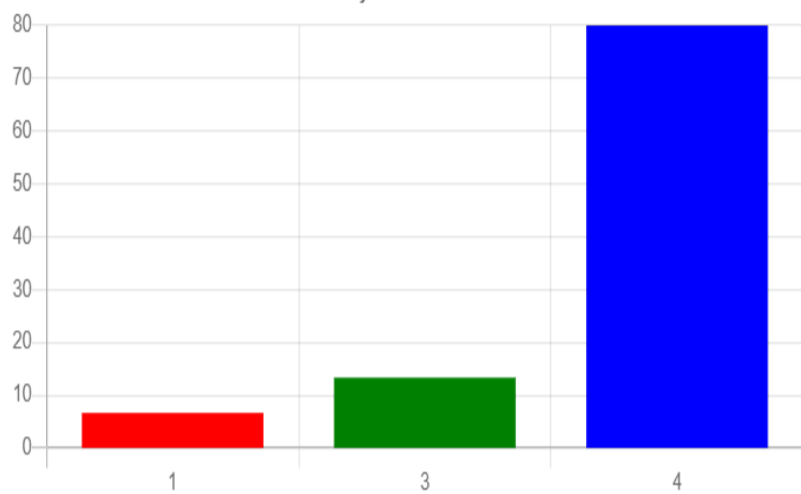
Ans	Total	Percentage
2	1	6.67
3	2	13.33
4	12	80.00

Q: Relevance of the syllabus with the current need

All values are in percentage(%)



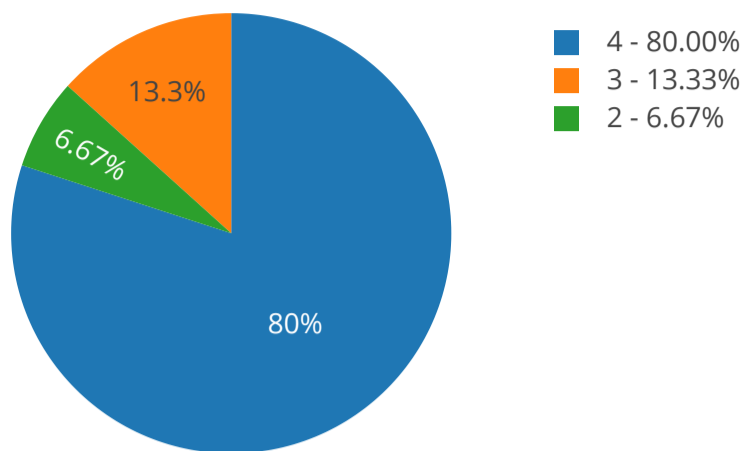
Relevance of the syllabus with the current need



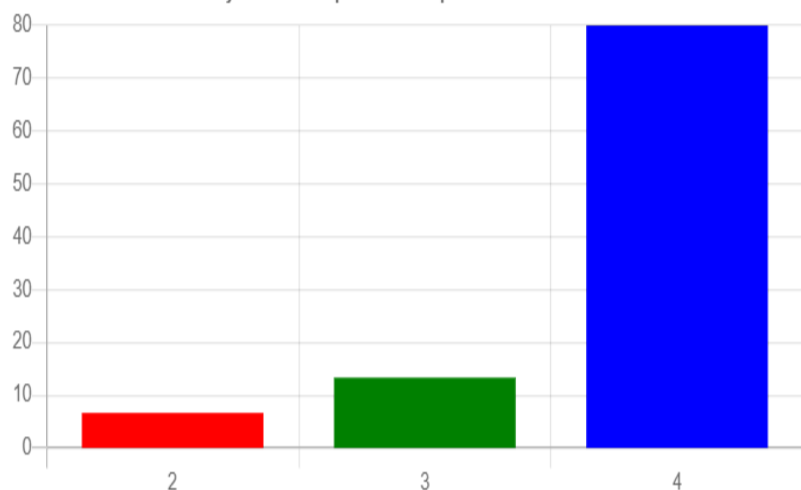
Ans	Total	Percentage
1	1	6.67
3	2	13.33
4	12	80.00

Q: How do you rate competencies expected out of the course?

All values are in percentage(%)



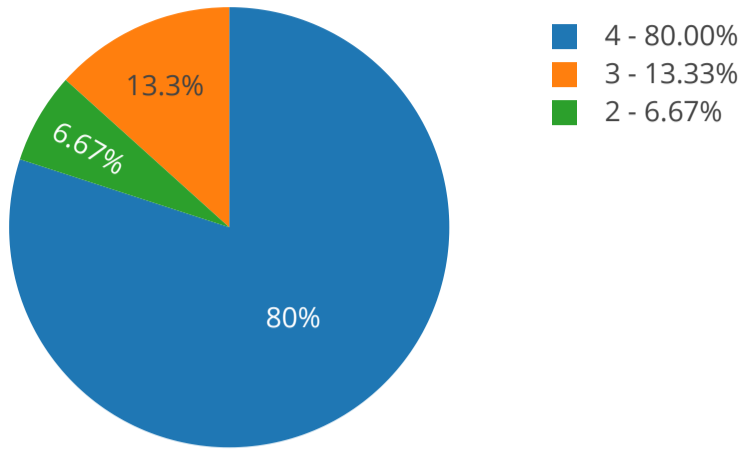
How do you rate competencies expected out of the course?



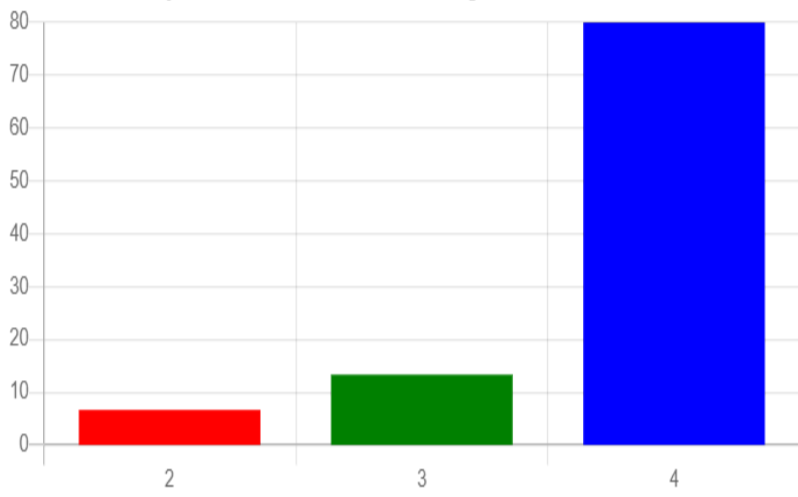
Ans	Total	Percentage
2	1	6.67
3	2	13.33
4	12	80.00

Q: How do you rate the evaluation scheme designed for each of the course?

All values are in percentage(%)



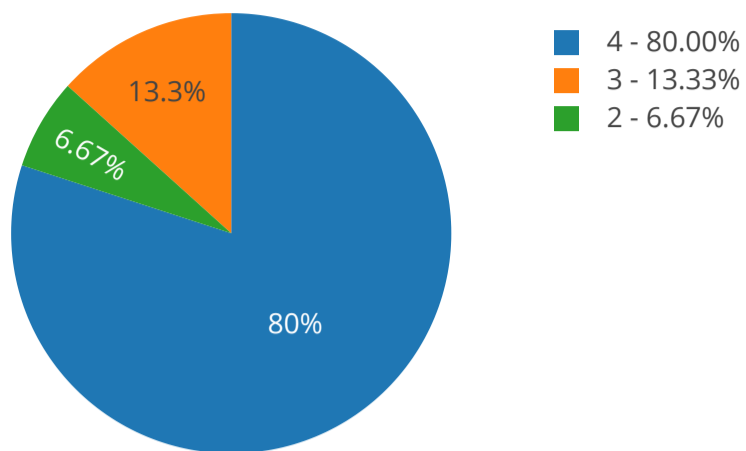
How do you rate the evaluation scheme designed for each of the course?



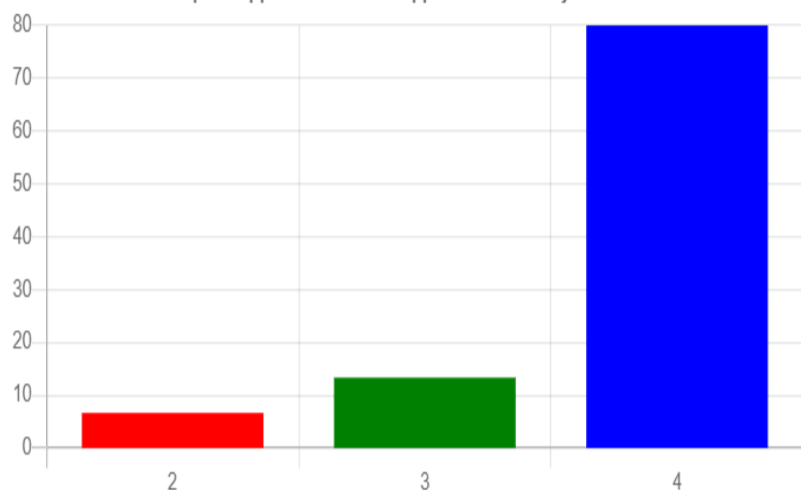
Ans	Total	Percentage
2	1	6.67
3	2	13.33
4	12	80.00

Q: Adequate opportunities and support to the faculty members

All values are in percentage(%)



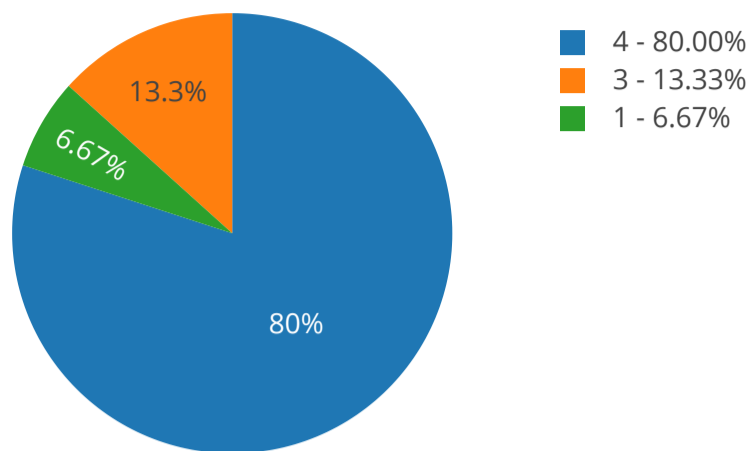
Adequate opportunities and support to the faculty members



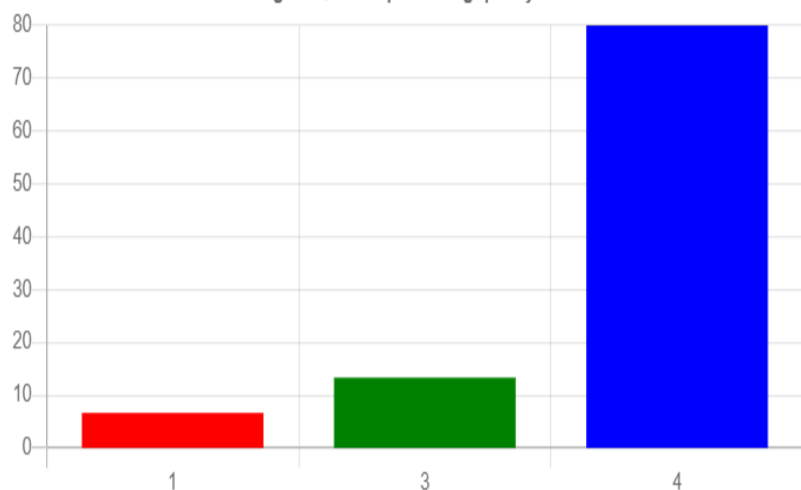
Ans	Total	Percentage
2	1	6.67
3	2	13.33
4	12	80.00

Q: The functioning of IQAC for promoting quality in the institute

All values are in percentage(%)



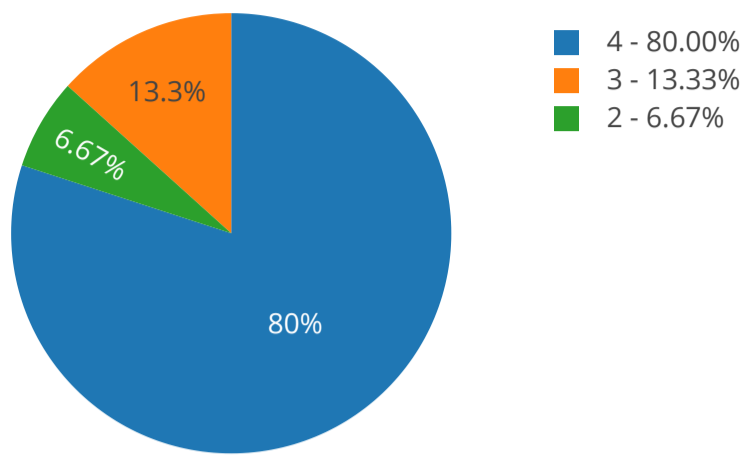
The functioning of IQAC for promoting quality in the institute



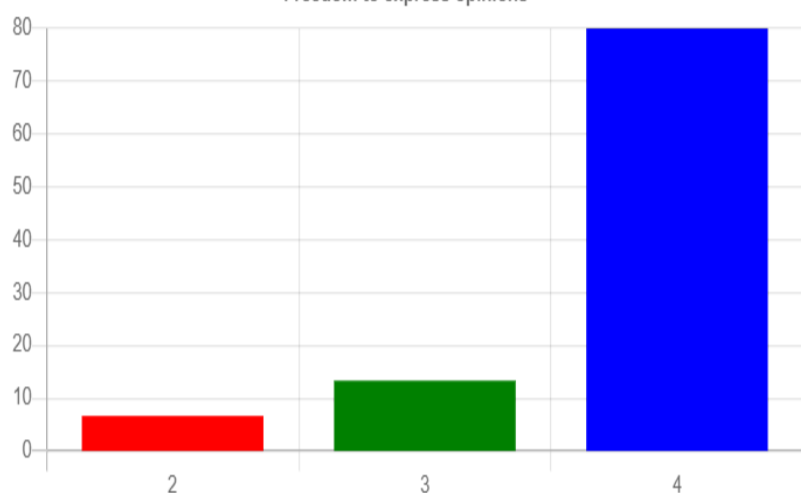
Ans	Total	Percentage
1	1	6.67
3	2	13.33
4	12	80.00

Q: Freedom to express opinions

All values are in percentage(%)



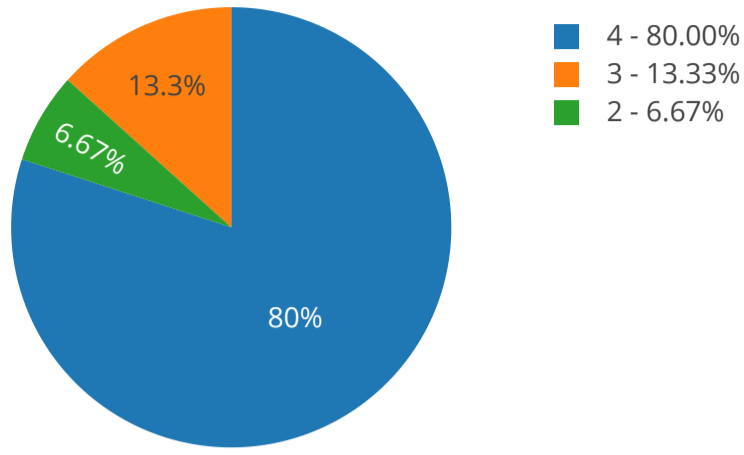
Freedom to express opinions



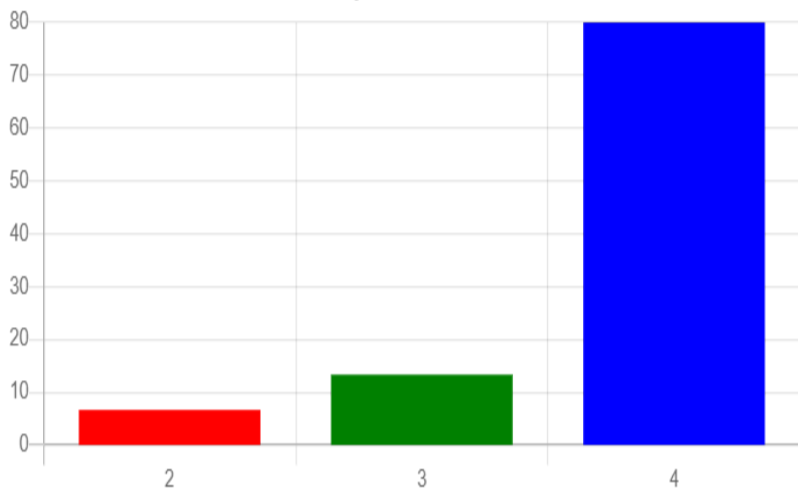
Ans	Total	Percentage
2	1	6.67
3	2	13.33
4	12	80.00

Q: Accessibility of the Administration

All values are in percentage(%)



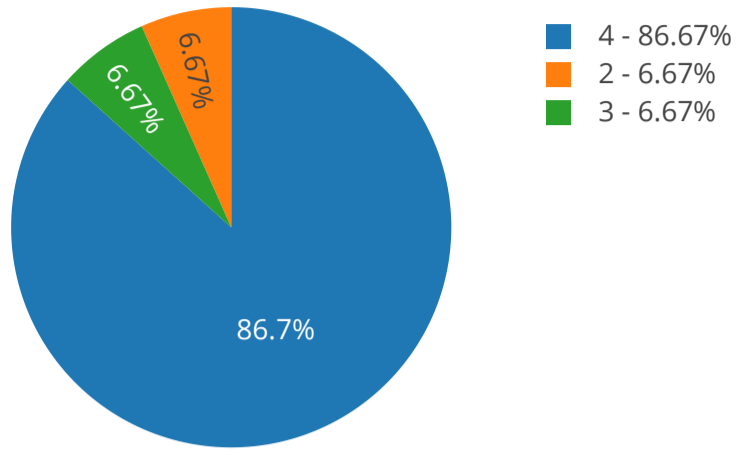
Accessibility of the Administration



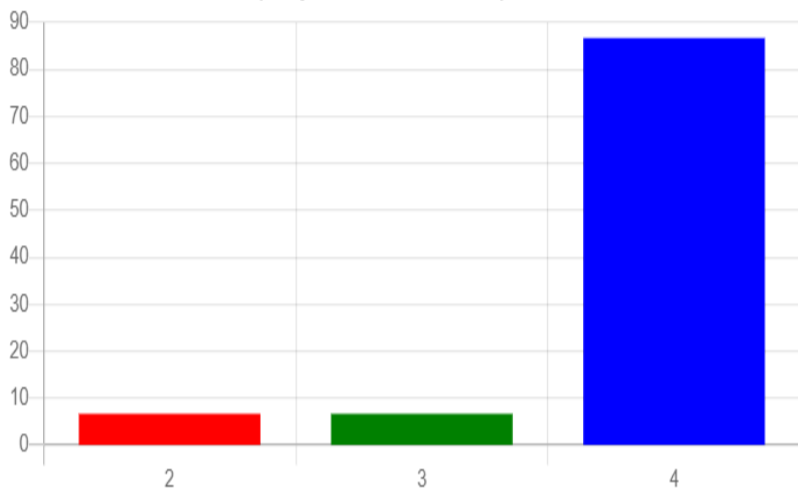
Ans	Total	Percentage
2	1	6.67
3	2	13.33
4	12	80.00

Q: The quality initiatives taken for improvement

All values are in percentage(%)



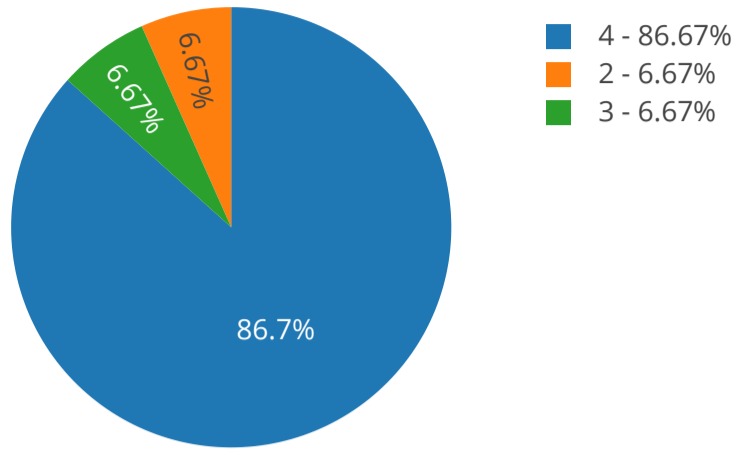
The quality initiatives taken for improvement



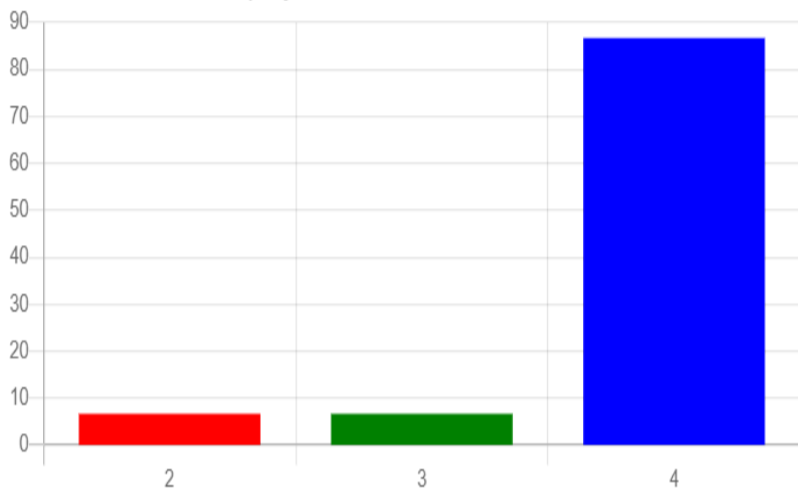
Ans	Total	Percentage
2	1	6.67
3	1	6.67
4	13	86.67

Q: Adequacy of the classrooms and the furniture

All values are in percentage(%)



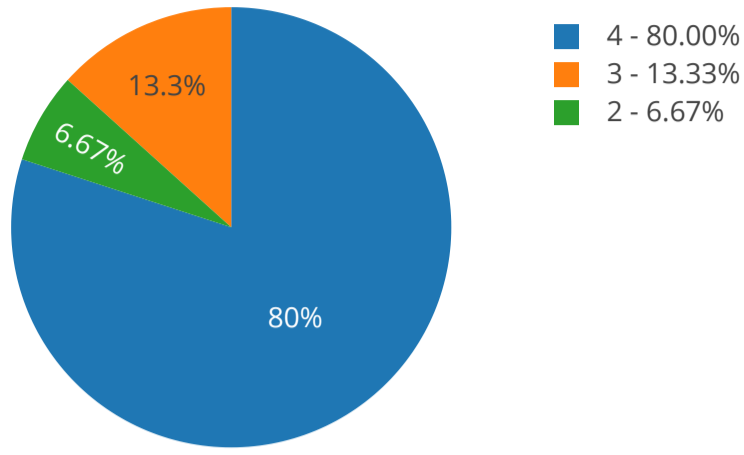
Adequacy of the classrooms and the furniture



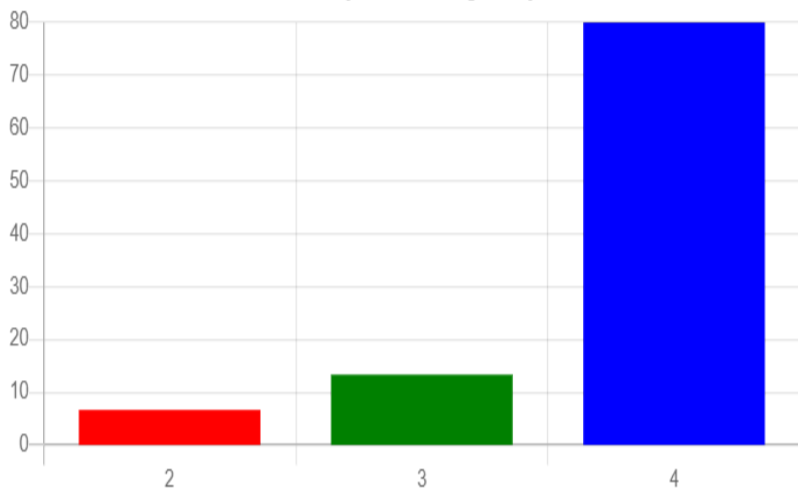
Ans	Total	Percentage
2	1	6.67
3	1	6.67
4	13	86.67

Q: Availability of the Parking facility

All values are in percentage(%)



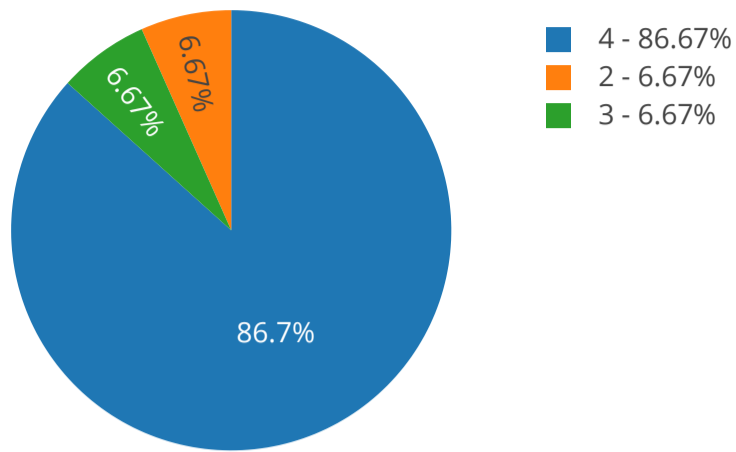
Availability of the Parking facility



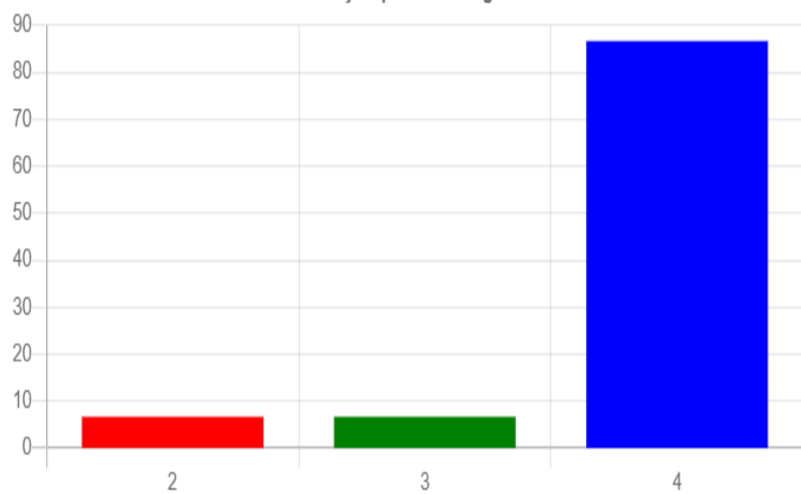
Ans	Total	Percentage
2	1	6.67
3	2	13.33
4	12	80.00

Q: Availability of pure drinking water

All values are in percentage(%)



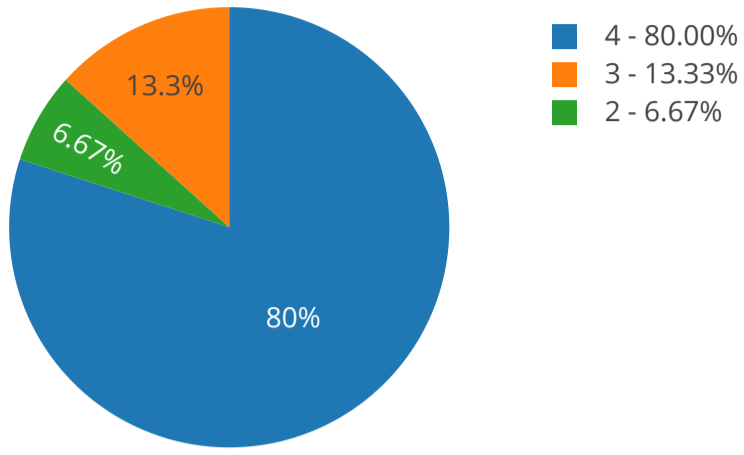
Availability of pure drinking water



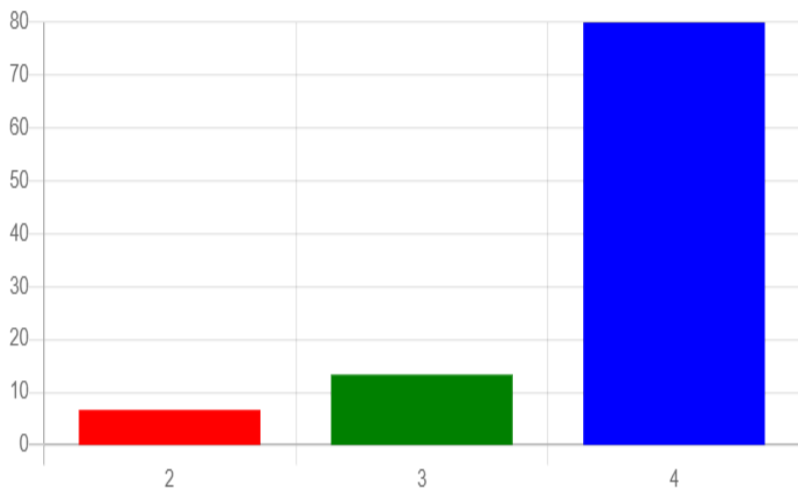
Ans	Total	Percentage
2	1	6.67
3	1	6.67
4	13	86.67

Q: Sufficient washrooms for staff

All values are in percentage(%)



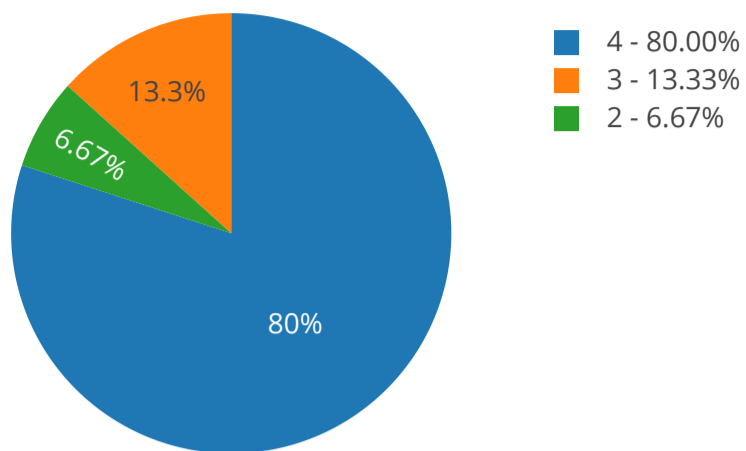
Sufficient washrooms for staff



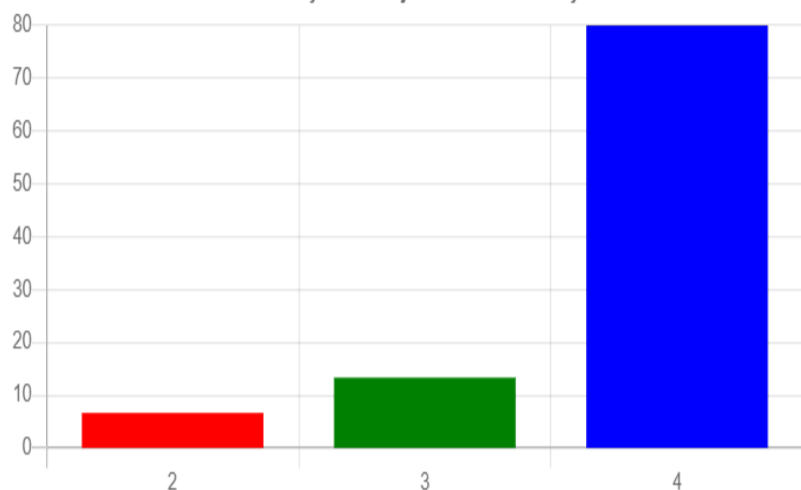
Ans	Total	Percentage
2	1	6.67
3	2	13.33
4	12	80.00

Q: Availability of books/journals in the library

All values are in percentage(%)



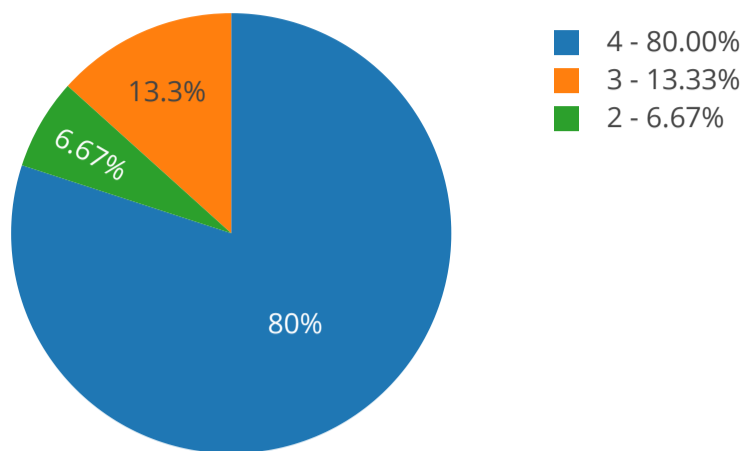
Availability of books/journals in the library



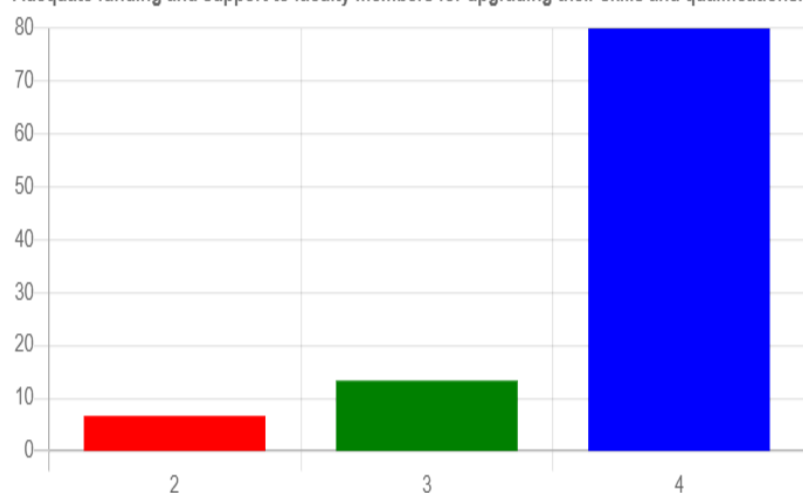
Ans	Total	Percentage
2	1	6.67
3	2	13.33
4	12	80.00

Q: Adequate funding and support to faculty members for upgrading their skills and qualifications.

All values are in percentage(%)



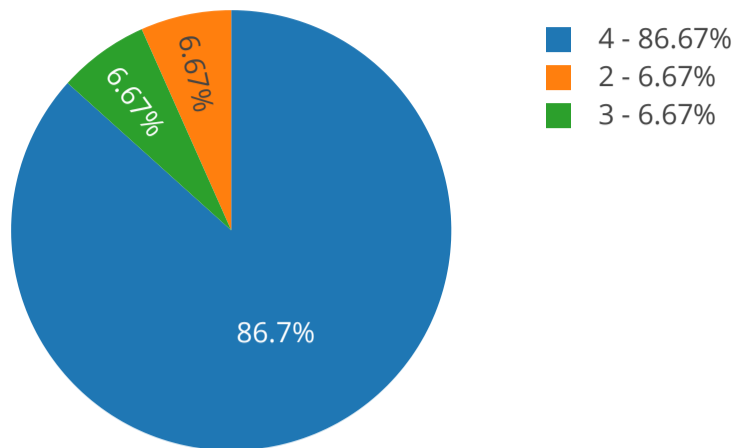
Adequate funding and support to faculty members for upgrading their skills and qualifications.



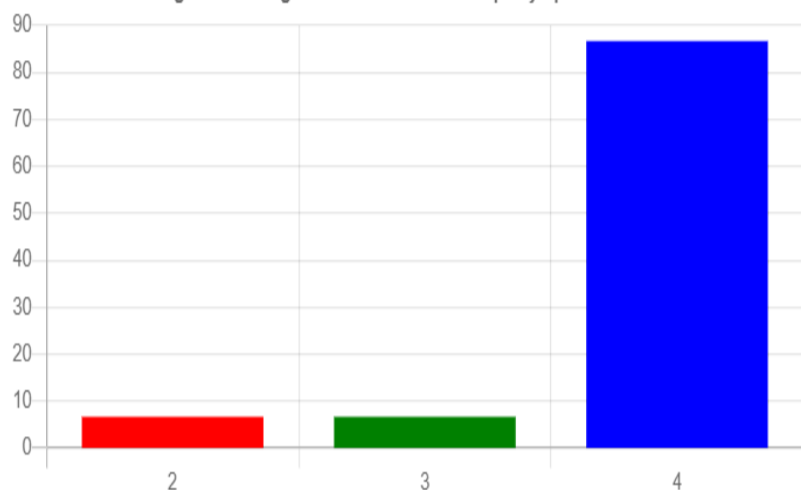
Ans	Total	Percentage
2	1	6.67
3	2	13.33
4	12	80.00

Q: Encouragement to organize seminars/workshops/symposia/conferences

All values are in percentage(%)



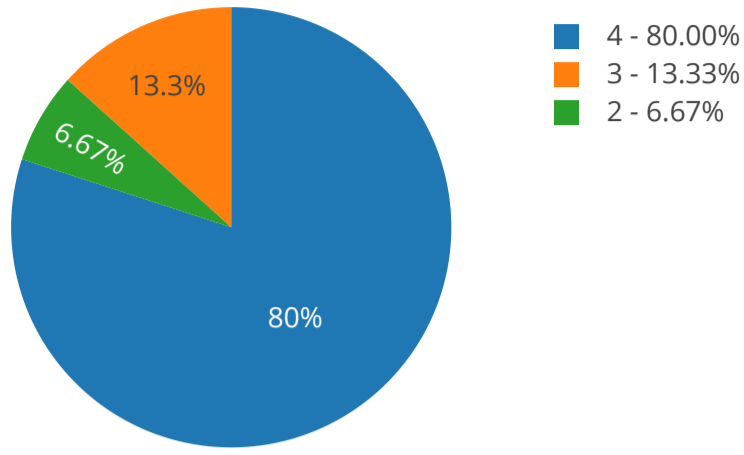
Encouragement to organize seminars/workshops/symposia/conferences



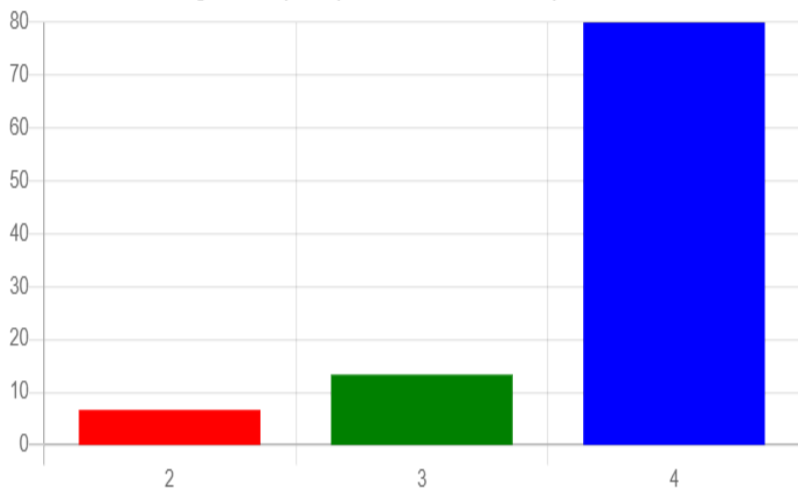
Ans	Total	Percentage
2	1	6.67
3	1	6.67
4	13	86.67

Q: Encouragement to participate in seminars/workshops/conferences

All values are in percentage(%)



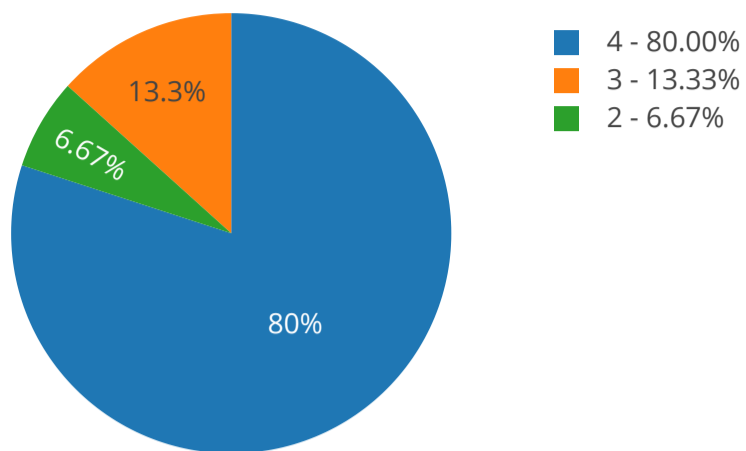
Encouragement to participate in seminars/workshops/conferences



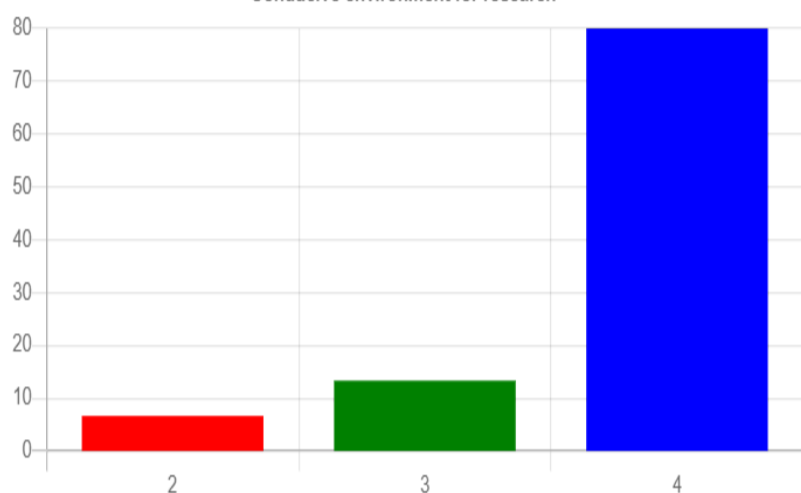
Ans	Total	Percentage
2	1	6.67
3	2	13.33
4	12	80.00

Q: Conducive environment for research

All values are in percentage(%)



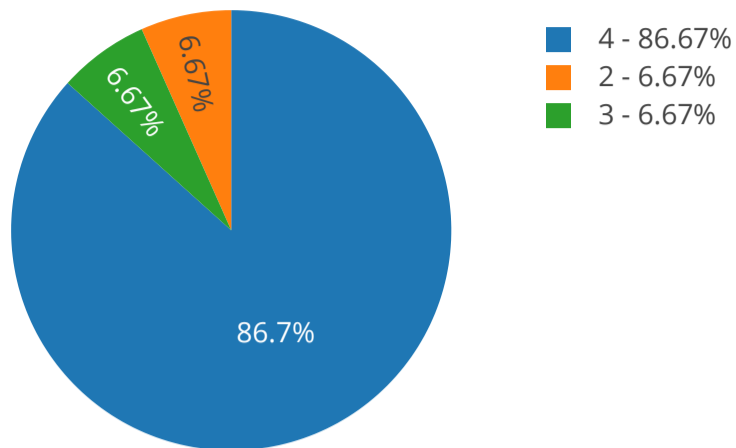
Conducive environment for research



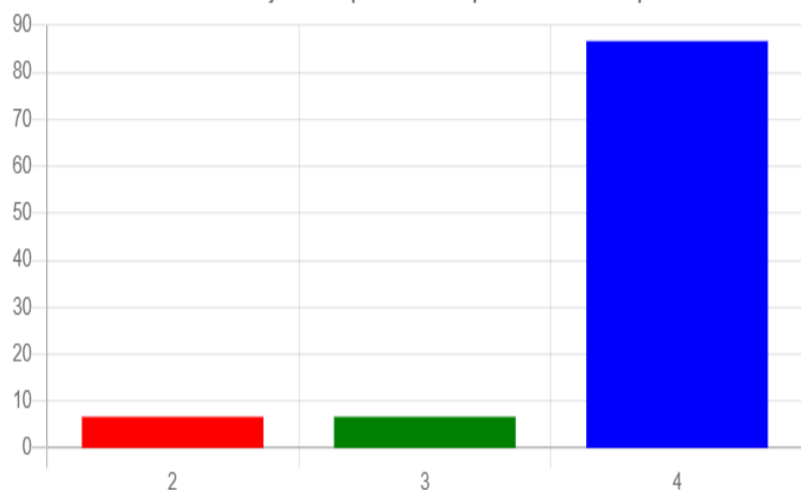
Ans	Total	Percentage
2	1	6.67
3	2	13.33
4	12	80.00

Q: Non-discriminatory and fair provisions for professional development

All values are in percentage(%)



Non-discriminatory and fair provisions for professional development



Ans	Total	Percentage
2	1	6.67
3	1	6.67
4	13	86.67

#	Questions	5		4		3		2		1	
		Ans	Per	Ans	Per	Ans	Per	Ans	Per	Ans	Per
1	Programme Outcomes (Pos) and Course Outcomes (Cos) of the syllabi are well defined and clear to teachers and students	0	0.00%	13	86.67%	1	6.67%	1	6.67%	0	0.00%
2	The cross-cutting issues such as environment, gender and human rights addressed in the syllabus	0	0.00%	12	80.00%	2	13.33%	1	6.67%	0	0.00%
3	Relevance of the syllabus with the current need	0	0.00%	12	80.00%	2	13.33%	0	0.00%	1	6.67%
4	How do you rate competencies expected out of the course?	0	0.00%	12	80.00%	2	13.33%	1	6.67%	0	0.00%
5	How do you rate the evaluation scheme designed for each of the course?	0	0.00%	12	80.00%	2	13.33%	1	6.67%	0	0.00%
6	Adequate opportunities and support to the faculty members	0	0.00%	12	80.00%	2	13.33%	1	6.67%	0	0.00%
7	The functioning of IQAC for promoting quality in the institute	0	0.00%	12	80.00%	2	13.33%	0	0.00%	1	6.67%
8	Freedom to express opinions	0	0.00%	12	80.00%	2	13.33%	1	6.67%	0	0.00%
9	Accessibility of the Administration	0	0.00%	12	80.00%	2	13.33%	1	6.67%	0	0.00%
10	The quality initiatives taken for improvement	0	0.00%	13	86.67%	1	6.67%	1	6.67%	0	0.00%
11	Adequacy of the classrooms and the furniture	0	0.00%	13	86.67%	1	6.67%	1	6.67%	0	0.00%
12	Availability of the Parking facility	0	0.00%	12	80.00%	2	13.33%	1	6.67%	0	0.00%
13	Availability of pure drinking water	0	0.00%	13	86.67%	1	6.67%	1	6.67%	0	0.00%
14	Sufficient washrooms for staff	0	0.00%	12	80.00%	2	13.33%	1	6.67%	0	0.00%
15	Availability of books/journals in the library	0	0.00%	12	80.00%	2	13.33%	1	6.67%	0	0.00%
16	Adequate funding and support to faculty members for upgrading their skills and qualifications.	0	0.00%	12	80.00%	2	13.33%	1	6.67%	0	0.00%
17	Encouragement to organize seminars/workshops/symposia/conferences	0	0.00%	13	86.67%	1	6.67%	1	6.67%	0	0.00%
18	Encouragement to participate in seminars/workshops/conferences	0	0.00%	12	80.00%	2	13.33%	1	6.67%	0	0.00%
19	Conducive environment for research	0	0.00%	12	80.00%	2	13.33%	1	6.67%	0	0.00%
20	Non-discriminatory and fair provisions for professional development	0	0.00%	13	86.67%	1	6.67%	1	6.67%	0	0.00%

Print

Developed By : [Nextgen Software Solutions \(//nextgensoft.in\)](http://nextgensoft.in)