

Q: Domain knowledge of the employees recruited from Anand Arts College

All values are in percentage(%)



Ans	Total	Percentage
1	1	10.00
3	2	20.00
4	7	70.00

Q: Technical expertise of the employees recruited from the college


All values are in percentage(%)



Ans	Total	Percentage
1	1	10.00
3	1	10.00
4	8	80.00

Q: Perception regarding the work ethics of those employees recruited from the college


All values are in percentage(%)



Ans	Total	Percentage
1	1	10.00
3	1	10.00
4	8	80.00

Q: Requisite competitiveness of the employees recruited from the college


All values are in percentage(%)



Ans	Total	Percentage
2	1	10.00
3	1	10.00
4	8	80.00

Q: Social commitment of employees from the college

All values are in percentage(%)



Ans	Total	Percentage
1	1	10.00
3	1	10.00
4	8	80.00

Q: Teamwork capability of employees from the college


All values are in percentage(%)



Ans	Total	Percentage
2	1	10.00
3	2	20.00
4	7	70.00

Q: Initiative taking capacity of employees from the college

All values are in percentage(%)



Ans	Total	Percentage
2	1	10.00
3	1	10.00
4	8	80.00

Q: Overall performance of the employees from Anand Arts College recruited in your organization

All values are in percentage(%)



Ans	Total	Percentage
2	1	10.00
3	2	20.00
4	7	70.00

Q: Recommendation of Graduates students from our college to other institutions/organizations, if your feedback is requested.


All values are in percentage(%)



Ans	Total	Percentage
2	1	10.00
3	2	20.00
4	7	70.00

Q: Overall perception about the college as an academic institution of higher learning.

All values are in percentage(%)



Ans	Total	Percentage
1	1	10.00
3	2	20.00
4	7	70.00

Print

Developed By : [Nextgen Software Solutions\(//nextgensoft.in\)](http://nextgensoft.in)