


Q: Domain knowledge of the employees recruited from Anand Arts College


All values are in percentage(%)



| Ans | Total | Percentage |
|-----|-------|------------|
| 1 | 1 | 10.00 |
| 3 | 1 | 10.00 |
| 4 | 8 | 80.00 |

Q: Technical expertise of the employees recruited from the college


All values are in percentage(%)



| Ans | Total | Percentage |
|-----|-------|------------|
| 1 | 1 | 10.00 |
| 3 | 1 | 10.00 |
| 4 | 8 | 80.00 |

Q: Perception regarding the work ethics of those employees recruited from the college


All values are in percentage(%)



| Ans | Total | Percentage |
|-----|-------|------------|
| 2 | 1 | 10.00 |
| 3 | 1 | 10.00 |
| 4 | 8 | 80.00 |

Q: Requisite competitiveness of the employees recruited from the college


All values are in percentage(%)



| Ans | Total | Percentage |
|-----|-------|------------|
| 2 | 1 | 10.00 |
| 3 | 1 | 10.00 |
| 4 | 8 | 80.00 |

Q: Social commitment of employees from the college


All values are in percentage(%)



| Ans | Total | Percentage |
|-----|-------|------------|
| 1 | 1 | 10.00 |
| 3 | 1 | 10.00 |
| 4 | 8 | 80.00 |

Q: Teamwork capability of employees from the college


All values are in percentage(%)



| Ans | Total | Percentage |
|-----|-------|------------|
| 2 | 1 | 10.00 |
| 3 | 2 | 20.00 |
| 4 | 7 | 70.00 |

Q: Initiative taking capacity of employees from the college


All values are in percentage(%)



| Ans | Total | Percentage |
|-----|-------|------------|
| 1 | 1 | 10.00 |
| 3 | 2 | 20.00 |
| 4 | 7 | 70.00 |

Q: Overall performance of the employees from Anand Arts College recruited in your organization


All values are in percentage(%)



| Ans | Total | Percentage |
|-----|-------|------------|
| 2 | 1 | 10.00 |
| 3 | 2 | 20.00 |
| 4 | 7 | 70.00 |

Q: Recommendation of Graduates students from our college to other institutions/organizations, if your feedback is requested.

All values are in percentage(%)



| Ans | Total | Percentage |
|-----|-------|------------|
| 1 | 1 | 10.00 |
| 3 | 1 | 10.00 |
| 4 | 8 | 80.00 |

Q: Overall perception about the college as an academic institution of higher learning.

All values are in percentage(%)



| Ans | Total | Percentage |
|-----|-------|------------|
| 2 | 1 | 10.00 |
| 3 | 2 | 20.00 |
| 4 | 7 | 70.00 |

Print

Developed By : [Nextgen Software Solutions\(//nextgensoft.in\)](http://nextgensoft.in)